

2020 SKILL HIRE GRAND FINALS SATURDAY 26 SEPTEMBER



2020

 SKILLHIRE

FINALS SERIES



PERTH FOOTBALL
LEAGUE

GRADES: A, AR, PHIL SCOTT COLTS



Don't Stop Hitting Goals.

Further your career with Skill Hire.



Training & Career Development

Your stepping stone to getting into the construction industry.



Job Opportunities

Find your dream job with our recruitment team.



Staffing Solutions

Unlock the true potential of your business with our staff and training solutions.



Visit www.skillhire.com.au to find out more

WELCOME FROM THE PRESIDENT

On behalf of the Board and sixty-nine clubs who comprise the Perth Football League, I would like to welcome you to today's Grand Finals as part of the Skill Hire Finals Series.

2020 has been a very challenging and uncertain year. With the scheduled season being postponed due to COVID-19 there were doubts that we would be able to have a season at all. That we find ourselves here now, playing for the ultimate prizes in our League for another year is testament to the incredible dedication and passion of all our players, umpires, volunteers and club officials, staff and unsung heroes such as all our local government partners who have helped get this season off the ground.

I would like to particularly thank and acknowledge all our members clubs who were very patient during this time and managed to keep their players engaged to ensure that a season could go ahead once we were permitted. It is thanks to their hard work that, despite the interruption of COVID-19, the Perth Football League saw a record number of 261 teams and 8,500 players take the field in the shortened season.

Thank you to our sponsors for their terrific support that we continue to receive from the West Australian Football Commission and corporate partners Carlton and United Brewers, Midway Ford, Life Without Barriers, West Coast Eagles, Burley, Blackchrome, Australian Physiotherapy Equipment and Skill Hire — who sponsor our finals series.

Congratulations to all our teams today and we look forward to seeing you on football fields across the entire Perth metropolitan area for our centenary celebrations in 2021.



Acknowledgement of Country

The Perth Football League is honoured to play on the ancestral lands of the Whadjuk Noongar people. The League acknowledges the First Australians as the traditional owners of the lands and pays respects to their Elders both past and present.

PHIL SCOTT COLTS
 STEEL BLUE OVAL 10.25AM
 COLLEGIANS
 V CURTIN UNI WESLEY



COLLEGIANS AFC



- | | |
|-----------------|------------------|
| 1 McCormick J | 1 Aranda A |
| 2 Grant O | 2 Radomiljac J |
| 3 Carrigg J (C) | 3 Butcher L |
| 4 Stockwell W | 4 Watson B |
| 5 Benson O | 5 Marinoni J |
| 6 Ledger B | 6 Fisher B |
| 7 Mitchell G | 7 Ralph D |
| 8 Keleman N | 8 Taylor L |
| 9 Riekie W | 9 Preedy B |
| 10 Wooles L | 10 Rudrum M |
| 11 James J | 11 Rosario P |
| 12 Morgan B | 12 Watkins L (C) |
| 13 Menhennet C | 13 Schofield J |
| 14 Metcalf F | 14 Johnston T |
| 15 Yeo M | 15 Fowler C |
| 16 Parker B | 16 Newman B |
| 17 Crump N | 17 Tickle K |
| 18 Rodoreda M | 18 Sardelic S |
| 19 Sheldrick O | 19 Ingham J |
| 20 Johnson T | 20 Foley A |
| 21 Eastland S | 21 Dykes B |
| 22 Morris J | 22 Luers D |
| 23 Miller L | 23 Greaves R |
| 24 Haskett L | 24 Mackenzie T |
| 25 Lewsey T | 25 Cail R |
| | 27 Murray K |
| | 28 Nyhuis K |
| | 29 Durmanich M |

COACH

Andrew Fordham

COACH

Andrew Harman

1st	2nd	3rd	4th

A RESERVE
 STEEL BLUE OVAL 12.35PM
 CURTIN UNI WESLEY
 V NORTH BEACH



- | | |
|----------------|----------------|
| 1 Catalano J | 1 Bowe N |
| 2 Searle M | 2 Edwards T |
| 3 O'Brien M | 3 O'Connell C |
| 4 Burns L | 4 Swain A |
| 5 Richardson B | 5 Brooks J |
| 6 Jonson A | 6 Webster J |
| 7 Kelly L | 7 Foley S |
| 8 Carter M | 8 Sweeny B |
| 9 Williams K | 9 Black J |
| 10 Morgan J | 10 Bennett J |
| 11 Wheeler K | 11 Power M |
| 12 Belfrage N | 12 Boylan C |
| 13 Southcott W | 13 Marsh N |
| 14 Dowding J | 14 Wells C |
| 15 Brown A | 15 Langsford A |
| 16 Leonard C | 16 Hall C |
| 17 Hardy D | 17 Johnson B |
| 18 Bridger R | 18 Corbett C |
| 19 Powell R | 19 Ekert R |
| 20 Taylor L | 20 Burton T |
| 21 Cransberg D | 21 Hopkins L |
| 22 East S | 22 Murray M |
| 23 Beswick D | 23 Tothill O |
| 24 Whiteside H | 24 Pardini L |
| 25 Hewson A | 25 Coleman A |
| 26 Piggott G | 26 Tunbridge S |
| 27 Powell S | 28 Chapman J |
| 28 Waight J | 29 Chapman J |

COACH

Ben Saunders

COACH

Scott Holbrook

1st	2nd	3rd	4th

A GRADE
STEEL BLUE OVAL 2.45PM
NORTH BEACH
V SCARBOROUGH



- | | |
|-----------------|--------------------|
| 1 Mansfield S | 1 Robilliard L (C) |
| 2 Cownie D | 2 Irwin T |
| 3 Deegan J | 3 Ashman J |
| 4 Dwyer M | 4 Vallelonga A |
| 5 Swain A | 5 Baker C |
| 6 Lamont S | 6 Sheehan R |
| 7 Webster J | 7 Childs L |
| 8 Plane M | 8 Worthington S |
| 9 Witheridge B | 9 Parker A |
| 10 Catalfamo L | 10 Twomey W |
| 11 Leishman D | 11 Bryan C |
| 12 Holden M | 12 Murray C |
| 13 Garcia J | 13 Willett T |
| 14 Piggott B | 14 Elliott D |
| 15 Gill M | 15 McPhee M |
| 16 Hoskins C | 16 Reddell C |
| 17 McGuinness A | 17 Court H |
| 18 Schofield M | 19 Morgan Z |
| 19 Ekert R | 20 Ranford B |
| 20 Bowe N | 21 Kent D |
| 21 Boylan C | 22 Re M |
| 21 Cranley K | 23 Benjamin W |
| 22 Symonds L | 24 Tyers S |
| 23 Bottechia C | 25 Putt L |
| 24 Edwards T | 26 Hay N |
| 26 Halley N | |
| 29 Tunbridge S | |
| 31 Cockie A | |

COACH
Shane Paap

COACH
Wade Twomey

1st	2nd	3rd	4th

LAST TIME THEY MET

A

- Round 6
North Beach 9.8 (62)
Scarborough 6.5 (41)

A RESERVE

- Round 4
North Beach 5.6 (36)
Curtin Uni Wesley 4.8 (32)
- 2nd Semi Final
North Beach 8.9 (57)
Curtin Uni Wesley 0.1 (1)

PHIL SCOTT COLTS

- Round 8
Curtin Uni Wesley 7.5 (47)
Collegians 6.8 (44)
- 2nd Semi Final
Collegians 12.7 (79)
Curtin Uni Wesley 5.3 (33)



GRAND FINAL RESULTS

B GRADE

Wembley	5.4 (34)
West Coast	3.10 (28)
BOG: S Wright (Wembley)	

C1

Ocean Ridge	9.1 (55)
Melville	4.9 (39)
BOG: T Ashworth (Ocean Ridge)	

C2 GRADE

Jandakot	8.9 (57)
High Wycombe	1.6 (12)
BOG: J Walley (Jandakot)	

C3

Mosman Park	7.5 (47)
Ellenbrook	7.2 (44)
BOG: M Bell (Mosman Park)	

C4

Piara Waters	8.8 (56)
Forrestdale	2.7 (19)
BOG: T Smith (Piara Waters)	

C5

University	10.9 (69)
North Fremantle	4.5 (29)
BOG: M Leyendekkers (University)	

E1

Coolbellup	10.5 (65)
Secret Harbour	8.10 (58)
BOG: B Shea (Coolbellup)	

B RESERVE

West Coast	3.5 (23)
Whitford	0.4 (4)
BOG: R Kruit (West Coast)	

C1 RESERVE

Melville	7.7 (49)
Carlisle	5.8 (38)
BOG: E Sciascia (Melville)	

C2 RESERVE

Hamersley Carine	5.9 (39)
SNESA	1.5 (11)
BOG: J Williamson (Hamersley Carine)	

C3 RESERVE

Brentwood Booragoon	3.5 (23)
Ellenbrook	2.7 (19)
BOG: S Brynes (Brentwood Booragoon)	

C4 RESERVE

Piara Waters	5.10 (40)
Forrestdale	3.2 (20)
BOG: N Heuvink (Piara Waters)	

C5 RESERVE

Curtin Uni Wesley	10.5 (65)
North Beach	2.7 (19)
BOG: P Mugambwa (Curtin Uni Wesley)	

E2

Collegians	3.13 (31)
Wembley	3.3 (21)
BOG: T Powell (Collegians)	

E3

Bassendean	10.4 (64)
Curtin Uni Wesley	9.2 (56)
BOG: W Smith (Bassendean)	

WOMENS A GRADE

Curtin Uni Wesley	4.5 (29)
Warnbro Swans	3.2 (20)
BOG: L Gilchrist (Curtin Uni Wesley)	

WOMENS C1

Kingsley	5.8 (38)
Kenwick	1.1 (7)
BOG: T Reidy-Crofts (Kingsley)	

WOMENS C3

West Coast	2.3 (15)
Hills Rangers	1.2 (8)
BOG: K Augustynek (Hills Rangers)	

DREW BANFIELD COLTS

Swan Athletic	8.3 (51)
Wanneroo	4.7 (31)
BOG: B Kieseey (Swan Athletic)	

LAURIE KEENE COLTS

Kwinana	7.6 (48)
Secret Harbour	5.6 (36)
BOG: T Headland (Kwinana)	

E4

Gosnells	7.2 (44)
Kalamunda	5.11 (41)
BOG: M Nelson (Gosnells)	

WOMENS B GRADE

Piara Waters	4.4 (28)
Quinns District	2.3 (15)
BOG: S Mostert (Piara Waters)	

WOMENS C2

Swan Athletic	4.3 (27)
Willetton	3.3 (21)
BOG: T Pescud (Swan Athletic)	

INTEGRATED

Coolbinia	11.7 (73)
Willetton	7.6 (48)
BOG: L Ashworth (Coolbinia)	

IAN DARGIE COLTS

Kalamunda	3.10 (28)
Willetton	3.9 (27)
BOG: J Jack (Willetton)	

BRETT JONES COLTS

North Beach	5.5 (35)
Collegians	4.3 (27)
BOG: C Pollard (North Beach)	

LADDERS

A GRADE	W	L	D	B	FOR	AGST	%	PTS
Curtin Uni Wesley	8	1	0	0	646	368	175.54	32
North Beach	8	1	0	0	661	414	159.66	32
Fremantle C.B.C.	7	2	0	0	534	442	120.81	28
Scarborough	5	4	0	0	673	403	167	20
Kingsway	5	4	0	0	542	551	98.37	20
Collegians	4	5	0	0	506	630	80.32	16
North Fremantle	3	6	0	0	488	508	96.06	12
Trinity Aquinas	3	6	0	0	379	552	68.66	12
University	2	7	0	0	435	541	80.41	8
Kingsley	0	9	0	0	397	852	46.6	0

B GRADE	W	L	D	B	For	Agst	%	PTS
West Coast	7	1	0	1	630	372	169.35	28
Wembley	7	1	0	1	576	484	119.01	28
Bassendean	5	2	1	1	516	519	99.42	22
Wanneroo	5	3	0	1	512	441	116.1	20
Whitford	4	4	0	1	493	455	108.35	16
Swan Athletic	3	5	0	1	365	422	86.49	12
Bull Creek Leeming	2	5	1	1	372	538	69.14	10
Ballajura	1	7	0	1	451	542	83.21	4
Mt Lawley	1	7	0	1	406	548	74.09	4

C1	W	L	D	B	For	Agst	%	PTS
Ocean Ridge	8	1	0	0	690	380	181.58	32
Melville	8	1	0	0	744	430	173.02	32
Thornlie	6	3	0	0	627	496	126.41	24
Canning Vale	5	4	0	0	607	600	101.17	20
Willetton	4	5	0	0	563	516	109.11	16
Warnbro Swans	4	5	0	0	478	566	84.45	16
Kalamunda	3	6	0	0	488	586	83.28	12
Quinns District	3	6	0	0	506	635	79.69	12
Carlisle	3	6	0	0	472	630	74.92	12
Gosnells	1	8	0	0	409	745	54.9	4

A RESERVE	W	L	D	B	FOR	AGST	%	PTS
North Beach	9	0	0	0	614	199	308.54	36
Curtin Uni Wesley	7	2	0	0	655	256	255.86	28
University	6	3	0	0	585	290	201.72	24
Fremantle C.B.C.	6	3	0	0	544	300	181.33	24
North Fremantle	5	4	0	0	487	444	109.68	20
Scarborough	4	5	0	0	431	395	109.11	16
Trinity Aquinas	4	5	0	0	463	559	82.83	16
Collegians	2	7	0	0	302	524	57.63	8
Kingsway	2	7	0	0	221	577	38.3	8
Kingsley	0	9	0	0	177	935	18.93	0

B RESERVE	W	L	D	B	For	Agst	%	PTS
West Coast	8	0	0	1	658	222	296.4	32
Wembley	7	1	0	1	510	206	247.57	28
Whitford	5	3	0	1	478	267	179.03	20
Mt Lawley	5	3	0	1	490	386	126.94	20
Wanneroo	3	5	0	1	388	425	91.29	12
Swan Athletic	3	5	0	1	300	368	81.52	12
Bassendean	3	5	0	1	323	423	76.36	12
Bull Creek Leeming	2	6	0	1	208	493	42.19	8
Ballajura	0	8	0	1	141	706	19.97	0

C1 RESERVE	W	L	D	B	For	Agst	%	PTS
Ocean Ridge	7	2	0	0	523	220	237.73	28
Melville	7	2	0	0	638	348	183.33	28
Carlisle	7	2	0	0	570	334	170.66	28
Canning Vale	7	2	0	0	505	348	145.11	28
Willetton	5	4	0	0	555	391	141.94	20
Gosnells	5	4	0	0	483	548	88.14	20
Thornlie	4	5	0	0	313	395	79.24	16
Quinns District	2	7	0	0	387	556	69.6	8
Kalamunda	1	8	0	0	225	590	38.14	4
Warnbro	0	9	0	0	214	683	31.33	0

C2	W	L	D	B	For	Agst	%	PTS
Jandakot	7	2	0	0	777	460	168.91	28
Snesa	7	2	0	0	684	551	124.14	28
High Wycombe	7	2	0	0	578	514	112.45	28
Kwinana	6	3	0	0	674	536	125.75	24
Hamersley Carine	5	4	0	0	702	466	150.64	20
Swan Valley	5	4	0	0	800	581	137.69	20
Coolbinia	4	5	0	0	602	539	111.69	16
Dianella Morley	3	6	0	0	538	824	65.29	12
Kenwick	1	8	0	0	488	707	69.02	4
Nollamara	0	9	0	0	417	1082	38.54	0

C3	W	L	D	B	For	Agst	%	PTS
Ellenbrook	8	0	0	1	666	341	195.31	32
Belmont Districts	7	1	0	1	789	373	211.53	28
Mosman Park	5	3	0	1	620	360	172.22	20
Canning South Perth	5	3	0	1	534	462	115.58	20
Cobras	4	4	0	1	531	488	108.81	16
Cockburn Lakes	3	5	0	1	416	489	85.07	12
Cottesloe	2	6	0	1	467	577	80.94	8
Brentwood Booragoon	2	6	0	1	330	644	51.24	8
Stirling	0	8	0	1	261	880	29.66	0

C4	W	L	D	B	For	Agst	%	PTS
Forrestdale	8	0	0	1	920	352	261.36	32
Piara Waters	7	1	0	1	909	311	292.28	28
Rossmoyne	6	2	0	1	564	345	163.48	24
Roleystone	5	3	0	1	580	389	149.1	20
Noranda	4	4	0	1	453	536	84.51	16
Bayswater	3	5	0	1	529	725	72.97	12
Osborne Park	2	6	0	1	348	623	55.86	8
Manning	1	7	0	1	446	600	74.33	4
North Beach	0	8	0	1	236	1104	21.38	0

C2 RESERVE	W	L	D	B	For	Agst	%	PTS
Hamersley Carine	8	1	0	0	712	112	635.71	32
Snesa	8	1	0	0	647	250	258.8	32
High Wycombe	7	2	0	0	672	292	230.14	28
Jandakot	6	3	0	0	550	363	151.52	24
Coolbinia	5	4	0	0	474	428	110.75	20
Swan Valley	4	5	0	0	566	387	146.25	16
Kwinana	3	6	0	0	513	527	97.34	12
Kenwick	2	7	0	0	327	483	67.7	8
Dianella Morley	2	7	0	0	271	671	40.39	8
Nollamara	0	9	0	0	57	1276	4.47	0

C3 RESERVE	W	L	D	B	For	Agst	%	PTS
Ellenbrook	7	1	0	1	558	316	176.58	28
Cottesloe	6	2	0	1	428	253	169.17	24
Mosman Park	6	2	0	1	368	302	121.85	24
Brentwood Booragoon	5	3	0	1	487	431	112.99	20
Cobras	4	4	0	1	455	321	141.74	16
Belmont Districts	3	5	0	1	387	451	85.81	12
Canning South Perth	3	5	0	1	286	382	74.87	12
Cockburn Lakes	2	6	0	1	344	483	71.22	8
Stirling	0	8	0	1	218	592	36.82	0

C4 RESERVE	W	L	D	B	For	Agst	%	PTS
Piara Waters	7	0	1	1	719	228	315.35	30
Noranda	7	0	1	1	616	203	303.45	30
Forrestdale	5	3	0	1	637	363	175.48	20
Rossmoyne	5	3	0	1	401	401	100	20
Osborne Park	4	4	0	1	383	320	119.69	16
Manning	4	4	0	1	375	436	86.01	16
Roleystone	2	6	0	1	313	442	70.81	8
North Beach	1	7	0	1	230	650	35.38	4
Bayswater	0	8	0	1	184	815	22.58	0

LADDERS

C5	W	L	D	B	FOR	AGST	%	PTS
University	8	0	0	1	724	193	375.13	32
North Fremantle	6	2	0	1	384	243	158.02	24
North Beach	6	2	0	1	477	360	132.5	24
Fremantle C.B.C	5	3	0	1	424	280	151.43	20
Curtin Uni Wesley	4	4	0	1	412	352	117.05	16
Trinity Aquinas	3	5	0	1	350	395	88.61	12
Armadale	3	5	0	1	281	567	49.56	12
Mt Lawley	1	7	0	1	272	535	50.84	4
Whitford	0	8	0	1	241	640	37.66	0

E1	W	L	D	B	For	Agst	%	PTS
Secret Harbour	9	0	0	0	956	180	531.11	36
Coolbellup	7	1	1	0	594	444	133.78	30
Forrestfield	6	2	1	0	586	403	145.41	26
Maddington	6	3	0	0	478	309	154.69	24
West Coast	5	4	0	0	427	423	100.95	20
Ecu Jets	4	5	0	0	353	477	74	16
Kingsley	3	6	0	0	376	503	74.75	12
Bull Creek Leeming	3	6	0	0	285	527	54.08	12
Scarborough	1	8	0	0	306	654	46.79	4
Wanneroo	0	9	0	0	245	686	35.71	0

E3	W	L	D	For	Agst	%	PTS
Curtin Uni Wesley	7	0	0	636	222	286.49	28
Bassendean	6	1	0	565	212	266.51	24
Hamersley Carine	4	3	0	495	288	171.88	16
Kingsway	4	3	0	381	360	105.83	16
Coolbinia	3	4	0	367	385	95.32	12
Willetton	3	4	0	309	548	56.39	12
Carlisle	1	6	0	230	471	48.83	4
Quinns District	0	7	0	140	637	21.98	0

C5 RESERVE	W	L	D	B	FOR	AGST	%	PTS
Curtin Uni Wesley	8	0	0	1	707	140	505	32
University	7	1	0	1	710	119	596.64	28
North Beach	6	2	0	1	886	140	632.86	24
Trinity Aquinas	5	3	0	1	351	453	77.48	20
North Fremantle	4	4	0	1	312	507	61.54	16
Fremantle C.B.C	2	6	0	1	289	329	87.84	8
Mt Lawley	2	6	0	1	376	531	70.81	8
Whitford	2	6	0	1	314	640	49.06	8
Armadale	0	8	0	1	60	1146	5.24	0

E2	W	L	D	For	Agst	%	PTS
Wembley	6	1	0	587	187	313.9	24
Yanchep	6	1	0	493	261	188.89	24
Collegians	5	2	0	461	220	209.55	20
Lynwood Ferndale	5	2	0	460	282	163.12	20
Melville	2	5	0	279	370	75.41	8
Ocean Ridge	2	5	0	224	407	55.04	8
Winnacott	1	6	0	213	547	38.94	4
Carlisle	1	6	0	197	640	30.78	4

E4	W	L	D	For	Agst	%	PTS
Kalamunda	7	0	0	769	141	545.39	28
Gosnells	6	1	0	641	163	393.25	24
Piara Waters	4	3	0	469	414	113.29	16
Jandakot	4	3	0	359	342	104.97	16
Ellenbrook	3	4	0	402	336	119.64	12
Snesa	2	5	0	284	356	79.78	8
Cobras	2	5	0	238	622	38.26	8
Swan Valley	0	7	0	87	875	9.94	0

WOMEN'S A	P	W	L	D	For	Agst	%	PTS
Curtin Uni Wesley	7	7	0	0	356	59	603.39	28
Warnbro Swans	7	6	1	0	330	62	532.26	24
West Coast	7	5	2	0	324	127	255.12	20
University	7	4	3	0	209	130	160.77	16
North Beach	7	3	4	0	173	157	110.19	12
Rossmoyne	7	2	5	0	83	310	26.77	8
Nollamara	7	1	6	0	78	357	21.85	4
Winnacott	7	0	7	0	64	415	15.42	0

WOMEN'S C1	P	W	L	D	For	Agst	%	PTS
Kingsley	6	6	0	0	391	30	1303.33	24
Kenwick Angels	6	5	1	0	227	75	302.67	20
Ecu Jets	6	3	3	0	143	114	125.44	12
Kwinana	6	3	3	0	93	156	59.62	12
Swan Valley	6	2	4	0	105	191	54.97	8
High Wycombe	6	2	4	0	74	178	41.57	8
Jandakot	6	0	6	0	32	321	9.97	0

WOMEN'S C3	P	W	L	D	For	Agst	%	PTS
Hills Rangers	6	6	0	0	313	22	1422.73	24
Curtin Uni Wesley	6	5	1	0	141	81	174.07	20
West Coast	6	4	2	0	137	54	253.7	16
Warnbro Swans	6	3	3	0	107	123	86.99	12
Wanneroo	6	2	4	0	112	114	98.25	8
University	6	1	5	0	81	107	75.7	4
North Beach	6	0	6	0	26	416	6.25	0

WOMEN'S B	P	W	L	D	For	Agst	%	PTS
Quinns District	7	7	0	0	289	88	328.41	28
Piara Waters	7	5	2	0	469	128	366.41	20
Cockburn Lakes	7	5	2	0	320	122	262.3	20
Cottesloe	7	4	3	0	273	199	137.19	16
Bayswater	7	4	3	0	215	180	119.44	16
East Perth	7	2	5	0	238	184	129.35	8
Forrestdale	7	1	6	0	154	391	39.39	4
Gosnells	7	0	7	0	4	670	0.6	0

WOMEN'S C2	P	W	L	D	For	Agst	%	PTS
Swan Athletic	6	6	0	0	257	50	514	24
Collegians	6	5	1	0	215	145	148.28	20
Willetton	6	3	3	0	163	92	177.17	12
Canning Vale	6	3	3	0	216	124	174.19	12
Canning Tigers	6	3	3	0	120	131	91.6	12
Kalamunda	6	1	5	0	118	145	81.38	4
Ocean Ridge	6	0	6	0	20	422	4.74	0

INTEGRATED	P	W	L	D	B	For	Agst	%	PTS
Coolbinia	9	0	0	0	0	687	328	209.45	36
High Wycombe	8	1	0	0	0	608	272	223.53	32
Willetton	7	2	0	0	0	605	366	165.3	28
Kingsway	6	3	0	0	0	478	343	139.36	24
Fremantle CBC Green	4	5	0	0	0	313	376	83.24	16
Warnbro Swans	4	5	0	0	0	292	407	71.74	16
Mandurah Mustangs	3	6	0	0	0	384	501	76.65	12
Fremantle CBC Gold	3	6	0	0	0	243	438	55.48	12
North Beach	1	8	0	0	0	290	465	62.37	4
Wembley	0	9	0	0	0	281	685	41.02	0

PSC	W	L	D	B	FOR	AGST	%	PTS
Curtin Uni Wesley	9	0	0	0	682	286	238.46	36
Collegians	8	1	0	0	547	298	183.56	32
North Beach	6	3	0	0	550	339	162.24	24
Trinity Aquinas	6	3	0	0	438	305	143.61	24
Kingsway	5	4	0	0	362	428	84.58	20
Fremantle C.B.C	4	5	0	0	373	498	74.9	16
University	3	6	0	0	402	401	100.25	12
Scarborough	3	6	0	0	386	546	70.7	12
Kingsley	1	8	0	0	333	618	53.88	4
North Fremantle	0	9	0	0	273	627	43.54	0

IDC	W	L	D	B	For	Agst	%	PTS
Willetton	8	1	0	0	630	342	184.21	32
Kalamunda	7	2	0	0	691	283	244.17	28
Winnacott	7	2	0	0	686	337	203.56	28
Carlisle	6	3	0	0	464	353	131.44	24
Brentwood Booragoon	4	4	1	0	567	477	118.87	18
Thornlie	4	5	0	0	506	488	103.69	16
Quinns District	4	5	0	0	408	426	95.77	16
Canning Vale	3	5	1	0	514	435	118.16	14
Melville	1	8	0	0	160	891	17.96	4
Warnbro	0	9	0	0	230	824	27.91	0

BJC	W	L	D	B	FOR	AGST	%	PTS
Curtin Uni Wesley	8	0	0	1	555	227	244.49	32
North Beach	7	1	0	1	679	157	432.48	28
Collegians	6	2	0	1	438	255	171.76	24
Swan Athletic	4	4	0	1	409	300	136.33	16
Trinity Aquinas	4	4	0	1	329	307	107.17	16
University	3	5	0	1	382	353	108.22	12
Fremantle C.B.C.	3	5	0	1	328	427	76.81	12
North Fremantle	1	7	0	1	204	607	33.61	4
Kingsway	0	8	0	1	159	850	18.71	0

DBC	W	L	D	B	For	Agst	%	PTS
Wanneroo	8	1	0	0	550	181	303.87	32
Swan Athletic	8	1	0	0	610	273	223.44	32
West Coast	7	2	0	0	610	305	200	28
Whitford	6	3	0	0	516	347	148.7	24
Mt Lawley	6	3	0	0	513	346	148.27	24
Wembley	4	5	0	0	377	482	78.22	16
Bassendean	3	6	0	0	470	454	103.52	12
Bull Creek Leeming	2	7	0	0	373	625	59.68	8
Ballajura	1	8	0	0	333	642	51.87	4
Ellenbrook	0	9	0	0	143	840	17.02	0

LKC	W	L	D	B	For	Agst	%	PTS
Secret Harbour	7	1	0	1	646	168	384.52	28
Jandakot	7	1	0	1	610	272	224.26	28
Kwinana	6	2	0	1	579	306	189.22	24
Hamersley Carine	4	4	0	1	383	338	113.31	16
Forrestdale	4	4	0	1	402	460	87.39	16
Mosman Park	4	4	0	1	431	521	82.73	16
Cobras	2	6	0	1	333	476	69.96	8
North Mandurah	2	6	0	1	234	698	33.52	8
Cockburn Lakes	0	8	0	1	286	665	43.01	0

2020 SEASON SNAPSHOT
HOME AND AWAY SEASON

1058

Games

3

Drawn Matches

18

Undefeated Teams

39

matches
decided
by 1 point

52%

of matches won by
the home team

33.17

Highest Score in a match
(Round 8 C4 Piara Waters)



MIDWAY FORD

RANGER XLT 3.2L 4X4 AUTO
2020



\$56490

DRIVE AWAY


UP TO
**3 YEARS'
FREE
SCHEDULED
SERVICING***

326 Great Eastern Highway Midland 6056  Go Further
9274 4444 midwayford.com.au info@midwayford.com.au

BHP 

EAGLE STORIES

A SERIES OF INSPIRING STORIES



STORIES BEHIND THE FOOTBALL

WATCH ONLINE AT [WESTCOASTEAGLES.COM.AU/EAGLESTORIES](https://www.westcoasteagles.com.au/eaglestories)



INCLUSION AND DIVERSITY PARTNER

BHP

2020 AWARD WINNERS

A GRADE

Joseph Deegan (North Beach)

A RESERVE

Tom Bowering (University)

Massimo Kirk (University)

B GRADE

Nicholas Mirco (Ballajura)

B RESERVE

Robert Beeftink (Whitford)

Brad Bennet (West Coast)

C1

Taylor Ashworth (Ocean Ridge)

C1 RESERVE

Issac Temby (Melville)

C2

Graham Jetta (High Wycombe)

Anthony Nodari (Jandakot)

C2 RESERVE

Joshua Bodey (Coolbinia)

C3

Jesse Musika (Cockburn Lakes)

C3 RESERVE

Jesse Manning (Ellenbrook)

C4

Blake Collins (Forrestdale)

C4 RESERVE

Luke Davis (Piara Waters)

Aaron Wheeler (Noranda)

C5

Samuel Garstone (University)

Craig Hall (North Beach)

C5 RESERVE

Jack Steel (North Beach)

E1

Matthew Watson (Secret Harbour)

Brett Wilson (Forrestdale)

E2

Kris Golemo (Wembley)

E3

Hayden King (Bassendean)

E4

Joshua Beales (Kalamunda)

WOMEN'S A

Liusaidh Gilchrist (Curtin Uni Wesley)

WOMEN'S B

Tahleah Mulder (Piara Waters)

WOMEN'S C1

Louise Knitter (High Wycombe)

Matilda Bennett (Kingsley)

WOMEN'S C2

Madeleine Ratcliffe (Collegians)

WOMEN'S C3

Kayla Augustynek (Hills Rangers)

PHIL SCOTT COLTS

James Carrigg (Collegians)

DREW BANFIELD COLTS

Jaime Forsyth (West Coast)

IAN DARGIE COLTS

Layton Bourne (Willetton)

LAURIE KEENE COLTS

Tyson Headland (Kwinana)

BRETT JONES COLTS

James Mavrick (Swan Athletic)

LEADING GOAL KICKERS

A GRADE - 27 Goals

Jack Perham (North Fremantle)

Scott Worthington (Scarborough)

B GRADE - 20 Goals

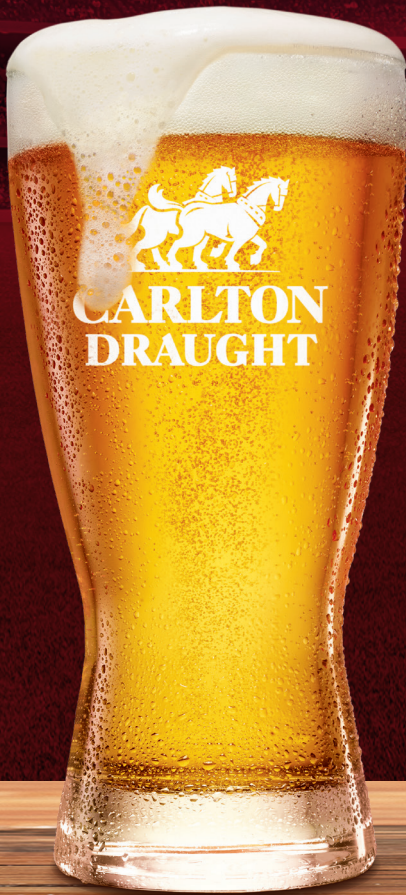
Daniel Reid (Wembley)

WOMEN'S A GRADE - 14 Goals

Clair Edwards (Curtin Uni Wesley)

CARLTON DRAUGHT

Brewery Fresh



**PROUD TO
SUPPORT
THE PERTH
FOOTBALL
LEAGUE**

18+

FOR PEOPLE OVER
THE AGE OF 18 ONLY

OFFICIAL BEER OF THE



2020 SKILL HIRE GRAND FINALS SATURDAY 19 SEPTEMBER



2020

 SKILLHIRE

FINALS SERIES



PERTH FOOTBALL
LEAGUE

GRADES: B, C1, C2, C3, C4, C5, E1, DBC, IDC, LKC, BJC, INTEGRATED



Don't Stop Hitting Goals.

Further your career with Skill Hire.



Training & Career Development

Your stepping stone to getting into the construction industry.



Job Opportunities

Find your dream job with our recruitment team.



Staffing Solutions

Unlock the true potential of your business with our staff and training solutions.



Visit www.skillhire.com.au to find out more

WELCOME FROM THE PRESIDENT

On behalf of the Board and sixty-nine clubs who comprise the Perth Football League, I would like to welcome you to today's Grand Finals as part of the Skill Hire Finals Series.

2020 has been a very challenging and uncertain year. With the scheduled season being postponed due to COVID-19 there were doubts that we would be able to have a season at all. That we find ourselves here now, playing for the ultimate prizes in our League for another year is testament to the incredible dedication and passion of all our players, umpires, volunteers and club officials, staff and unsung heroes such as all our local government partners who have helped get this season off the ground.

I would like to particularly thank and acknowledge all our member clubs who were very patient during this time and managed to keep their players engaged to ensure that a season could go ahead once we were permitted. It is thanks to their hard work that, despite the interruption of COVID-19, the Perth Football League saw a record number of 261 teams and 8,494 players take the field in the shortened season.

Thank you to our sponsors for their terrific support that we continue to receive from the West Australian Football Commission and corporate partners Carlton and United Breweries, Midway Ford, Life Without Barriers, West Coast Eagles, Burley, Blackchrome, Australian Physiotherapy Equipment and Skill Hire — who sponsor our finals series.

Congratulations to all our teams today and we look forward to seeing you on football fields across the entire Perth metropolitan area for our centenary celebrations in 2021.




Acknowledgement of Country

The Perth Football League is honoured to play on the ancestral lands of the Whadjuk Noongar people. The League acknowledges the First Australians as the traditional owners of the lands and pays respects to their Elders both past and present.

B GRADE

NEW CHOICE HOMES PARK 2.45PM
WEMBLEY V WEST COAST



- | | |
|-------------------|------------------|
| 1 Hoffman J | 2 Williamson X |
| 2 Bowker A | 4 McHugh R |
| 3 Seal M | 6 Luckman J |
| 4 Nitschke C | 7 Pearce B |
| 5 Hewitt D | 8 Nisbett B |
| 6 Grulich A | 9 Guglielmana C |
| 7 Jefferies N | 10 Mirabella T |
| 8 Volaric A | 11 Paul Z |
| 9 Milne L | 12 Luckman B (C) |
| 10 Reid D | 14 Tweedie L |
| 11 Carr J | 15 MacKenzie C |
| 12 Hanbury D | 18 Parry S |
| 13 Wright S | 19 Incerti N |
| 14 Kavenagh J | 20 Fleay R |
| 15 Liaros N | 21 Devitt A |
| 16 Sceresini T | 22 Ashby L |
| 17 Horby T | 25 Borgogno D |
| 18 Harry B | 26 Simmons H |
| 19 George S | 27 O'Shea T |
| 30 Parnell J | 28 Boudville G |
| 21 Francis L | 29 Krauss J |
| 22 Cruttenden L | 30 McAlpine L |
| 23 Humble T | 34 Clutterbuck F |
| 24 Francis N | 32 Cokis G |
| 25 Liston N | 42 Batchelor T |
| 26 Russo M | 45 Lines K |
| 27 Paunich C | 46 McNamee J |
| 44 Charlesworth J | |

COACH
Andrew Piccoli

COACH
Rohan McHugh

1st	2nd	3rd	4th

B RESERVES

NEW CHOICE HOMES PARK 12.35PM
WEST COAST V WHITFORD



- | | |
|------------------|-----------------|
| 1 Robbins R | 1 McKenna J |
| 3 Sebastian A | 2 Mola Z |
| 5 Bennet B | 3 McCann L |
| 10 Mirabella T | 4 Higgins J |
| 11 Paul Z | 5 Felstead D |
| 13 Tucker J | 6 Higgins C |
| 14 Tweedie L | 7 Bracken G |
| 17 Mozley N | 8 Bartle T |
| 24 Kruit R | 9 Butt J |
| 30 McAlpine L | 10 Jones M |
| 31 Eastwood P | 11 Wall B |
| 32 Cokis G | 12 Longthorn L |
| 33 Turner M | 13 McQuiggin C |
| 35 Verazzi D (C) | 14 Forrestal L |
| 36 Ellwood G | 16 Williams J |
| 37 Brown L | 17 Ryding J |
| 39 Morrison S | 18 Crouch C |
| 40 Clarke C | 21 Bland M |
| 41 Murdoch A | 22 Toohey D |
| 43 Enosa D | 23 Knights L |
| 47 Riethmuller B | 27 Stampalia A |
| 48 Chircop T | 33 Waddington S |
| 52 Horton S | 37 Beeftink R |
| 53 Iddles D | 39 Clarke D |
| 54 Tindale S | 40 Mullen S |
| 56 McGuire C | 42 Jones S |
| 58 Murphy L | 50 Hazzard J |
| 67 Whitechurch J | 56 Hurley M |

COACH
Curtis Guglielmana

COACH
Chris Keunen

1st	2nd	3rd	4th

DREW BANFIELD COLTS
 NEW CHOICE HOMES PARK 10.25PM
 WANNEROO V SWAN ATHLETIC



- | | |
|-------------------|------------------|
| 1 Cohen A | 1 Fletcher S |
| 2 Warrell C | 2 Higgins K |
| 3. Manera A | 3 Westlake G |
| 4 Elkin-Purser H | 4 Jack Kelly J |
| 5 Dunn K | 5 Muraszko N |
| 6 Lawson J | 6 Henry S |
| 7 Pezzotta N | 7 Coomber-Pill T |
| 8 Cruickshank J | 8 Caelan T |
| 9 Harris J | 9 Hall C |
| 10 Lake J | 10 Nash C |
| 11 Miller N | 11 Hays G (C) |
| 12 Dobson D | 12 Taylor B |
| 13 Mullumby J | 13 Parker H |
| 14 Watkins J | 14 Kiesey B |
| 15 Baker B | 15 Hearne Z |
| 16 Kelly R | 16 Barrett L |
| 17 Collins D | 17 McMullen J |
| 18 Bourne S | 18 Kestel K |
| 19 Farmer C | 19 Kraljevich J |
| 20 Muavou F | 20 Marshall C |
| 21 Lewis B | 21 Salmon O |
| 22 Richards M | 22 Ryan J |
| 23 Muhammad Noh N | 23 Sixsmith B |
| 24 Richards C | 24 Daniels M |
| 25 Alaga S | 25 Higgins B |
| 26 Warren L | 26 Edwards K |
| 29 Gerritsen A | 27 Teale J |
| 30 Patience M | 28 Watkins J |

COACH
 Joshua Imms

COACH
 Jason Borg

1st	2nd	3rd	4th

LAST TIME THEY MET

B GRADE

Round 8

West Coast	11.4 (70)
Wembley	8.11 (59)

2nd Semi Final

Wembley	12.6 (78)
West Coast	10.5 (65)

B RESERVES

Round 2

West Coast	11.8 (74)
Whitford	5.2 (32)

DREW BANFIELD COLTS

Round 2

Swan Athletic	4.10 (34)
Wanneroo	1.4 (10)

2nd Semi Final

Wanneroo	10.13 (73)
Swan Athletic	7.6 (48)



C1

KINGSWAY RESERVE 2.45PM
MELVILLE V OCEAN RIDGE



- | | |
|------------------|-----------------|
| 1 Pitcher B | 1 Clune N |
| 2 Phillips J | 2 Thompson B |
| 3 Sorrell T | 3 Mackie J |
| 4 Norman B | 4 Martin L |
| 5 Olczyk C | 5 Maintland R |
| 6 Raxworthy B | 6 Murray N |
| 7 Millar J | 7 Price C |
| 8 Wenn R | 8 Ashworth T |
| 9 Plover C | 9 Whitaker B |
| 10 Faulds C | 10 Gould R |
| 11 Marwick Z | 11 Chalmers B |
| 12 St Jack L | 12 Comito G |
| 13 Brown E | 12 McKay M |
| 14 Longley B | 13 Gilbody S |
| 15 Forrest K | 14 Templeton B |
| 16 Della C | 15 Doncon C |
| 17 Graham L | 16 Smith B |
| 18 Harvey L | 17 McKenzie A |
| 19 Chegwiddden J | 18 Kempton L |
| 20 Hagen C | 19 Hindmarsh T |
| 21 Fernie J | 20 Brazier E |
| 22 Bennett L | 21 Richards L |
| 23 Martinez J | 22 Richardson J |
| 24 Strnadica L | 23 Crisp A |
| 25 Temby I | 23 Vickers T |
| 26 King D | 24 Pardi J |
| 29 Plover S | 25 Hindmarsh K |

COACH
Daniel Clarke

COACH
Anthony O'Connell

1st	2nd	3rd	4th

C1 RESERVES

KINGSWAY RESERVE 12.35PM
MELVILLE V CARLISLE



- | | |
|--------------------|----------------|
| 1 Armstrong S | 1 Burton C |
| 2 Sciascia E | 3 Brunton L |
| 3 Northcott L | 4 Hughes B |
| 4 Jones S | 5 Shore R |
| 5 Onofaro P | 6 Campo J |
| 6 Temby I | 7 Grljusich J |
| 7 Jocelyn D | 8 Glazbrook S |
| 8 Fahey A | 9 Ha J |
| 9 Fay L | 10 Edwards J |
| 10 Olczyk C | 11 Higgins B |
| 11 Stephenson M | 12 Mayne C |
| 12 Strnadica C | 13 Scudds K |
| 13 Abbott J | 14 Wells R |
| 14 Strnadica L | 16 Drew B |
| 15 Palmer L | 17 Boyle T |
| 16 Edgar M | 18 Shore J |
| 17 Forrest K | 19 Rafferty M |
| 18 Troy S | 20 Wilks Z |
| 19 Stedman S | 21 Rickard K |
| 20 King D | 22 Skipworth L |
| 21 O'Sullivan T | 23 Walley R |
| 22 Savill C | 29 Ellisseou P |
| 23 Corner B | 30 Lewis D |
| 24 Norman B | 33 Bartlett D |
| 25 De San Miguel J | Hunter S |
| 26 Faulds C | Moore S |
| 29 Thomas C | |

COACH
Simon Plover

COACH
Brad Higgins

1st	2nd	3rd	4th

IAN DARGIE COLTS
KINGSWAY RESERVE 10.25AM
KALAMUNDA V WILLETTON



- | | |
|-----------------|-----------------------|
| 1 Harris C | 1 Ingram J |
| 2 Bradley M | 2 Patmore J |
| 3 Hewitt J | 3 Athanassiou S |
| 4 Bradley W | 4 Bourne L |
| 5 Henderson N | 5 Katic L |
| 6 Godden E | 6 Glover T |
| 7 Gava D | 7 Murphy D |
| 8 Harris J | 8 Hanney T |
| 9 Altinier C | 9 Tucek B |
| 10 Kailis V | 10 Gliosca M |
| 11 Peters J | 11 Lobban L |
| 12 Finley J | 13 Tilbee L |
| 13 Harvey D | 14 Artingstall Z |
| 14 Boys B | 15 Burge R |
| 15 Price M | 16 Millane H |
| 16 Jones L | 17 Shandley Q |
| 17 Paduano G | 18 Nuggett R |
| 18 Carrington E | 19 Marrot-Castellat J |
| 19 Thurston Z | 20 Baleu J |
| 20 Boyd C | 21 Jack J |
| 21 Adams A | 22 Jacques D |
| 22 Hobbs S | 23 Yarran M |
| 23 Morris T | 24 Bolton K |
| 24 Brockbernd J | 27 Forrest L |
| 25 Davis J | 28 Jacques T |
| 26 Dupont B | 29 Ingram M |
| 27 McKay T | 30 Fernandez T |
| 28 Marrs F | |

COACH
Kris Trenberth

COACH
Ian Ashenhurst

1st	2nd	3rd	4th

LAST TIME THEY MET

C1

Round 1

Ocean Ridge	10.4 (64)
Melville	8.10 (57)

2nd Semi Final

Melville	8.9 (57)
Ocean Ridge	8.5 (53)

C1 RESERVES

Round 2

Melville	12.11 (83)
Carlisle	4.3 (27)

IAN DARGIE COLTS

Round 1

Willetton	7.7 (49)
Kalamunda	6.3 (39)

2nd Semi Final

Kalamunda	6.8 (44)
Willetton	5.6 (36)



C2

STEEL BLUE OVAL 2.45PM
JANDAKOT V HIGH WYCOMBE



- | | |
|-----------------|--------------------|
| 1 Lewis A | 1 Martin T |
| 2 Perkins R | 2 Wolfenden B |
| 3 Black A | 3 King M |
| 4 Grant J | 4 Hopkins M |
| 5 Hansen L | 5 Wolfenden B |
| 6 Millar J | 6 Martin J |
| 7 Walley J | 7 Riley B |
| 8 Nodari A | 8 O'Connor D |
| 9 Laird J | 9 Todd N |
| 10 Perkins B | 10 Brinkworth J |
| 11 Reed T | 11 Bellew-Larkin J |
| 12 Gerhard L | 12 Judge T |
| 13 Ridley Z | 13 Jetta G |
| 14 Searies L | 14 Bucolo J |
| 15 Bolt J | 15 Gibson R |
| 16 Reed B | 16 Outridge M |
| 17 Maclennan K | 17 Edgelow Z |
| 18 Enkuzis T | 18 Cartwright J |
| 19 Laird B | 19 Ryan R |
| 20 Reeve J | 20 McKenna M |
| 21 Sinnott L | 21 Richards L |
| 22 Irani N | 22 Chapman-Hill D |
| 23 Wilkins L | 23 Lok M |
| 24 Pyle J | 25 Hislop D |
| 25 Barns G | 27 Tomlinson S |
| 26 McGuinness C | |
| 27 Thorne T | |
| 28 Burnet C | |

COACH
Rocco Ferrero

COACH
Ben Armstrong

1st	2nd	3rd	4th

C2 RESERVES

STEEL BLUE OVAL 12.35PM
HAMERSLEY CARINE V SNESA



- | | |
|-----------------|------------------|
| 3 Kalma M | 1 Frawley D |
| 4 Edwards D | 2 Baptist J |
| 5 Nelmes C | 3 Cirillo D |
| 6 Keeley J | 5 Burgoyne W |
| 7 Cooke D | 6 Forlano D |
| 8 Alliss B | 7 Whalan D |
| 9 Galipo A | 8 Marangon J |
| 10 Lindsay J | 10 Beattie K |
| 11 Piccirilli B | 11 Nelson D |
| 12 Luplau M | 12 Beale C |
| 13 Banting C | 13 Paparone V |
| 14 Nobbs K | 14 Hall J |
| 15 Smith K | 16 Davey J |
| 16 Pike M | 17 Montgomery H |
| 17 Davis J | 18 Evans R |
| 18 McDiarmid J | 19 Mathews C |
| 20 Hancock T | 20 Mancuveni N |
| 21 Thomsett D | 21 Grigg S |
| 22 Fairclough P | 22 Italiano J |
| 23 Williamson J | 23 Butler C |
| 24 Burgoyne T | 24 Rogers T |
| 25 McLean L | 26 Mitsopoulos K |
| 26 Williamson R | 27 Harvey R |
| 27 Murray J | 28 Rogers C |
| 28 McLennan A | 32 Beresford R |
| 29 Pollard L | 35 Burgoyne H |
| 30 Slowey R | 44 Mitsopoulos D |
| 33 Vallet J | |

COACH
Eamonn Lourey

COACH
Brendan Colkers

1st	2nd	3rd	4th

Laurie Keene Colts
 Steel Blue Oval 10.25AM
 Secret Harbour v Kwinana



- 1 Colton L
- 2 Hart J
- 3 McWilliams N
- 4 Ashby E
- 5 McClay R
- 6 Powles T
- 7 Rutherford J
- 8 Peachey K
- 9 Tuttlebee B
- 10 Hall M
- 12 Gionta D
- 14 St Mart C
- 15 Jones H
- 16 Ugle J
- 17 Colton E
- 18 D'artagnan O
- 19 Taylor L
- 20 Stavreff J
- 21 Cummings H
- 22 Myers C
- 23 Samuels T
- 24 Hancock A
- 25 Crook K
- 26 King M
- 27 Stavreff R
- 28 Fourie J
- 30 Burton C

- 1 Taylor P
- 2 Wall H
- 4 Kirkwood N
- 5 Kirkland C
- 6 Townsend B
- 7 Lawton B
- 8 Benbow K
- 9 Vaughan S
- 10 Headland T
- 11 George T
- 12 DaSilva I
- 14 Morley D
- 15 Bolton J
- 16 Acker A
- 17 Hill R
- 18 Jones R
- 19 Strudwick J
- 20 Rogers J
- 22 Kirkland T
- 23 Elphick J
- 25 Bropho M
- 27 Winmar L
- 28 Nelly D
- 29 Brown J

COACH

Matt McWilliams

COACH

Glenn Kirkwood

1st	2nd	3rd	4th

LAST TIME THEY MET

C2

Round 7	
High Wycombe	7.8 (50)
Jandakot	7.7 (49)

C2 RESERVES

Round 5	
SNESA	5.6 (36)
Hamersley Carine	4.6 (30)
2nd Semi Final	
Hamersley Carine	5.6 (36)
SNESA	2.5 (17)


LAURIE KEENE COLTS

Round 4	
Secret Harbour	8.11 (59)
Kwinana	4.5 (29)



C3

GIL FRASER OVAL 3.00PM
ELLENBROOK V MOSMAN PARK



- | | |
|-----------------|----------------|
| 1 Clark B | 1 Girdler J |
| 2 Pleysier B | 2 Haslam O |
| 3 Sims J | 3 Murdock R |
| 4 Craig M | 5 Wilby S |
| 5 Ashby D | 7 Glaskin J |
| 6 Westphal J | 9 Bell M |
| 7 Shorter J | 10 Flexman J |
| 8 Oliver S | 11 Volger L |
| 9 Ashby L | 13 Wilby M |
| 10 Gardiner J | 15 Forrester O |
| 11 Bishop C | 16 Smith T |
| 12 Cook J | 17 Thomas Y |
| 13 Barber J (C) | 18 Pratt L |
| 14 Coney B | 21 Sullivan N |
| 15 Robinson R | 22 Woodall J |
| 16 Casserly B | 23 Flexman A |
| 17 Soka Y | 25 Pickup C |
| 18 Nelson D | 26 Nicol A |
| 19 Schofield M | 31 Proud R |
| 20 Symes C | 41 Atkin B |
| 21 Robinson K | 44 Davis T |
| 22 Carney S | 45 Albanis M |
| 23 Cameron L | 47 Barrett J |
| 25 Norton M | 50 Ventouras A |
| 28 McKinlay B | 55 Lockyer B |
| 29 Abraham B | |
| 30 Satriva D | |


COACH
Justin Wood

COACH
Hamish Wilson

1st	2nd	3rd	4th

C3 RESERVES

GIL FRASER OVAL 12.55PM
ELLENBROOK V
BRENTWOOD BOORAGOON



- | | |
|-----------------|------------------|
| 1 D'Evelynes A | 1 Moretti R |
| 2 Davies F | 3 Clark L |
| 3 Coney B | 4 Gozzi E |
| 4 Leunig J | 6 Walmsley T |
| 5 Eades T | 7 Caputi J |
| 6 Soderman D | 8 Cooper A |
| 7 Ruremesha F | 9 Pack R |
| 8 Lee B | 10 Bendtsen T |
| 9 Manning J | 11 Chodakowsky W |
| 10 Boddington T | 12 Vague M |
| 11 Hyde C | 13 Corbisiero D |
| 12 Jarvey N | 14 Walker R |
| 13 Casserly B | 15 Doig L |
| 14 Schnaars R | 17 Gillam R |
| 15 Wells T | 18 Devine W |
| 16 Symes C | 20 Ryken-Rapp E |
| 19 Innes R | 23 Costa N |
| 20 Innes A | 24 Hagger S |
| 21 Anderson J | 27 Forsdike D |
| 22 Bain B | 31 Anthony A |
| 23 Baker K | 34 Byrne S |
| 24 Stack J | 35 Atkinson T |
| 25 Sparks R | 38 Redman J |
| 26 Robins D | 40 Bowler A |
| 28 Eades N | 45 Powles R |
| 29 Satie J | 54 Edwards M |
| | 69 Ryken-Rapp A |

COACH
Jason Firkins

COACH
Liam Pack

1st	2nd	3rd	4th

**WE
LIFE WITHOUT BARRIERS
VE**



**GIL FRASER OVAL 11.00AM
COOLBINIA V WILLETTON**



- 1 Seymour A
- 2 Ashworth L
- 6 Munro K
- 7 Brown B
- 10 Birch I
- 11 Bradley D
- 13 Rieger D
- 14 Duffield B
- 15 Jonsson S
- 18 Adams B
- 19 Crane K
- 20 Miller J
- 21 Fleming T
- 22 Rutter D
- 23 Hallows D
- 24 Hobson M
- 30 Fitzpatrick L
- 31 DeRozario T
- 33 Patrick P
- 34 Mann J
- 35 Poulson J
- 37 Angus S
- 38 Board E
- 39 Griffin M
- 40 Ball N

**COACH
John Stone**

1st	2nd	3rd	4th



- 1 Worthington T
- 2 Armstrong B
- 3 Evans J
- 5 Phillips K
- 7 Armstrong C
- 8 North A
- 9 Stewart G
- 10 Gould T
- 11 Zonca J
- 12 Arbuckle L
- 14 Gardi E
- 16 Olsen C
- 17 Richards A
- 18 Palmer Z
- 20 Aquino Z
- 23 Schulz G
- 25 Dempster D
- 44 Wilkie R

**COACH
Mogan Jenyns**

LAST TIME THEY MET

C3

Round 7

Ellenbrook	10.4 (64)
Mosman Park	7.9 (51)

C3 RESERVES

Round 6

Ellenbrook	13.5 (83)
Brentwood Booragoon	6.3 (39)

INTEGRATED

Round 7

Coolbinia	11.6 (72)
Willetton	5.10 (40)



C4

GOSNELLS OVAL 1.10PM
FORRESTDALE V PIARA WATERS



- | | |
|-----------------|-------------------|
| 1 Thomas C | 1 Smith L (C) |
| 2 Scott K | 2 Trevena Z |
| 7 O'Reilly J | 3 Tuddenham J |
| 8 Mentiplay M | 4 Hill J |
| 9 Collins B (C) | 5 Castledine S |
| 11 Pike A | 6 Marks J |
| 12 Millington M | 7 Jeffery D |
| 13 Farrell M | 8 Ward A |
| 16 Ingram L | 9 Byrne J |
| 18 Henderson B | 10 Mitchell L |
| 19 Kelly L | 11 Eikelboom J |
| 20 Whiteford D | 12 Dawe A |
| 22 Hand J | 13 Fancote B |
| 26 Sander E | 14 Fotiadis L |
| 27 Bailye L | 15 Wielstra S (C) |
| 32 Spronck I | 16 Davis L |
| 33 Winder L | 17 Lind T |
| 34 Kelly M | 18 Florio M |
| 36 Marshall R | 19 Jenkins R |
| 37 Little S | 20 Bosveld J |
| 39 Mickiewicz B | 21 Agar N |
| 41 Simpson B | 22 Visser C |
| 40 Simpson T | 23 Freemantle A |
| 43 Warner K | 24 Hogan J |
| 44 Brown D | 25 Sandilands C |
| 58 Miller R | 26 Smith T |
| 59 Brough M | 31 Wilman C |

COACH
Blake Hilton

COACH
Michael Florio

1st	2nd	3rd	4th

C4 RESERVES

GOSNELLS OVAL 11.00AM
PIARA WATERS V FORRESTDALE



- | | |
|-------------------|-------------------|
| 1 Tuddenham J | 0 Williams B |
| 2 Weir T | 3 Heron C |
| 3 Solamana E | 4 Barry R |
| 4 Fancote B | 5 Hewson J |
| 5 La Roche J | 6 Roberts M |
| 7 Harris N | 10 Seal W (C) |
| 8 Helwig J | 11 Pike A |
| 9 Mews C | 14 Houweling T |
| 10 Leinasars S | 15 Hoskin D |
| 11 Reynolds J | 18 Henderson B |
| 12 Heuvink N | 24 Hilton L |
| 13 Bates B | 25 Roy-McGregor D |
| 14 Fotiadis L | 28 Merritt M |
| 15 Nelson J | 29 Kearney J |
| 17 York S | 30 Mucciarone L |
| 18 Whitbread M | 31 Willis Z |
| 19 Dickerson S | 33 Winder L |
| 20 Allbeury M | 35 Taylor T |
| 21 Plug C | 38 Dete F |
| 22 Davis L | 42 Hefron M |
| 23 Agar N | 46 Morfitt K |
| 24 Harvey B | 51 Sharp B |
| 25 Hogan J | 52 Butler J |
| 26 Schuling T (C) | 53 Hawkins A |
| 26 Tann J | 56 Griffiths J |
| 27 Freemantle A | 57 Sneddon K |
| 28 Jeffery D | |
| 30 Brown D | |

COACH
Liam Smith

COACH
Jonathan Rogers

1st	2nd	3rd	4th

E1
 GOSNELLS OVAL 3.30PM
 SECRET HARBOUR V COOLBELLUP



- | | |
|---------------|--------------------|
| 1 Fassom B | 1 Hayden D |
| 2 Goodbody A | 2 Thornton H |
| 3 Smart E | 3 Burch G (C) |
| 4 Lyons J | 5 Iburg C |
| 5 Watson M | 6 Riley J |
| 6 Russell J | 7 Jetta A |
| 7 Pink L | 9 Abdullah M |
| 8 Tuttlebee T | 10 Newton L |
| 9 Mitchell I | 11 Pinkerton A (C) |
| 10 Crook M | 12 Kickett E |
| 11 Adair D | 13 Williams J |
| 12 McClay J | 14 Ugle K |
| 13 Ryan S | 15 Pickett K |
| 14 Lambert S | 16 Powell M |
| 15 Hicks J | 17 Stuhr T |
| 16 Cummings H | 19 Garlett jr T |
| 17 Eardley J | 20 Krakouer A |
| 18 Angus J | 21 Jetta L |
| 19 Sankey R | 22 Speir Z |
| 20 Read T | 23 Winmar R |
| 21 Almenara L | 24 Jetta I |
| 22 Piho A | 27 Bullock B |
| 23 Taylor P | 28 Wynne M |
| 24 Rose J | 29 Burke A |
| 25 Sims A | 32 Shea B |
| 26 Chilvers C | 33 Lyndon S |
| | 35 Farmer B |
| | 40 Jetta Jr R |

COACH
 Mark Pink

COACH
 Aaron Hayden

1st	2nd	3rd	4th

LAST TIME THEY MET

C4

Round 7

Forrestdale	16.9 (105)
Piara Waters	7.5 (47)

2nd Semi Final

Forrestdale	7.11 (53)
Piara Waters	3.7 (25)

C4 RESERVES

Piara Waters	8.6 (54)
Forrestdale	6.7 (43)

E1

Round 7

Secret Harbour	12.14 (86)
Coolbellup	8.6 (54)

2nd Semi Final

Secret Harbour	13.18 (96)
Coolbellup	2.4 (16)



C5

WYONG RESERVE 2.45PM
UNIVERSITY V
NORTH FREMANTLE



- | | |
|-----------------|----------------|
| 1 Bailey M | 1 Guidi C |
| 2 Harding T | 2 Davies M |
| 3 Angelkob C | 3 Remaj B |
| 4 Cox J | 4 Long M |
| 5 Novatscou A | 5 Mollica T |
| 6 Cary L | 6 Burfoot T |
| 7 Garstone S | 7 Riseley J |
| 8 Diamond A | 8 Tucker N |
| 9 Aspley C | 9 Mainwaring S |
| 10 Howard L | 10 Delaland B |
| 11 Blackham B | 11 Sing K |
| 12 Hutton C | 12 Stephens A |
| 13 Lingham G | 13 Shepherd L |
| 14 Dale J | 15 Palumbo J |
| 15 Macmillan J | 16 D'Alton R |
| 16 Halliday O | 17 Houwen M |
| 17 Stacey J | 18 Knott D |
| 18 Roukens A | 21 Rees A |
| 19 Winfield F | 22 Grubelich M |
| 20 Hopkinson J | 23 Jones T |
| 21 Anderson B | 24 Looby C |
| 22 Riley B | 25 Healey F |
| 23 Vandeleur T | Miniervini A |
| 24 Fleming J | McGrath J |
| 25 Leydekkers M | Pruiti A |
| 26 Ecclestone J | Moreno M |
| 27 Dykes A | Rees J |
| 28 Chapman A | Gill A |

COACH
Jake Day

COACH
Adam Maskos

1st	2nd	3rd	4th	1st	2nd	3rd	4th

C5 RESERVES

WYONG RESERVE 12.35PM
CURTIN UNI WESLEY V
NORTH BEACH



- | | |
|------------------|-----------------|
| 1 Brunner T | 1 Morrison M |
| 2 Lewis D | 2 Christie M |
| 3 Boulton B | 3 Sullivan J |
| 4 Roberts M | 4 Duncan R |
| 5 Cunningham A | 5 Sullivan R |
| 6 Diamond D | 6 Orford T |
| 7 Davidson C | 7 Quinlan V |
| 8 Honda B | 8 Campbell K |
| 9 Woodger J | 9 McAuliffe B |
| 10 Mabarrack J | 10 Bowden B |
| 11 Visser N | 11 Rollo M |
| 12 Viljoen J | 12 Hart R |
| 13 Cronin T | 13 Brown J |
| 14 Newing D | 14 Cahill S |
| 15 Dunsire J (C) | 15 Lawrence M |
| 16 Horsburgh S | 16 Steel J |
| 17 Hogan N | 17 Irvine B |
| 18 Spurling A | 18 Adler N |
| 19 Lohmeyer D | 19 Twomey J |
| 20 Mugambwa P | 21 Acott J |
| 21 Wilson J | 22 Cooper L |
| 22 McCarrey A | 24 O'Donoghue R |
| 23 Parsons J | 25 Davis C |
| 24 Jackson L | 26 Evans B |
| 25 Lade D | 27 Tobin M |
| 26 McCarrey M | 28 Miller A |
| 27 Murphy T | 29 Franklin A |
| 28 Rigg L | 30 Dwyer E |

COACH
Dean Diamond

COACH
Jack Flynn

BRETT JONES COLTS
 WYONG RESERVE 10.25AM
 NORTH BEACH V COLLEGIANS



- | | |
|-------------------|------------------|
| 1 McQuade E | 1 Bentley E |
| 2 Tindall B | 2 Richmond N |
| 3 Pollard C | 3 Ellis J |
| 4 Passmore-Bush S | 4 Rifici S |
| 5 Farrell Z | 5 Ferri L |
| 6 Mortimer G | 6 Edwards N |
| 7 Irwin J | 7 Salom J |
| 8 Hince B | 8 Birch J |
| 9 Hunt M | 9 Connell W |
| 10 Della-Santa J | 10 Wandby C |
| 11 Ainsworth N | 11 Brenz-Verca A |
| 12 Hodge B | 12 Baily O |
| 13 Rushton S | 13 Pethick J |
| 14 Mcleod L | 14 Browney E |
| 15 O'Malley J | 15 George |
| 16 Saunders L | 16 Dowling J |
| 17 Quinn J | 17 Gent C |
| 18 Budimir C | 18 Simpson L |
| 19 Jolley P | 19 Shellabear N |
| 20 Craig M | 20 Adams D |
| 21 Quayle H | 21 Ellis J |
| 22 Bateup H | 22 Stephens P |
| 24 Samuels R | 23 Jones T |
| 25 Wilson B | 24 Jacobsen Z |
| 26 Naylor B | 25 Hall O |
| 27 Emery C | 26 Evans B |
| 29 Llanwarne F | 27 Prior J |
| 30 Sauerwein K | |

COACH
 Joel Gray

COACH
 Lachlan Benetti

1st	2nd	3rd	4th

LAST TIME THEY MET

C5

Round 9

University	8.5 (53)
North Fremantle	5.5 (35)
University	8.4 (52)
North Fremantle	3.5 (23)

C5 RESERVES

Round 5

Curtin Uni Wesley	4.7 (31)
North Beach	3.7 (26)

BRETT JONES COLTS

Round 3

North Beach	7.8 (50)
Collegians	6.4 (40)



LADDERS

B GRADE	W	L	D	B	For	Agst	%	PTS
West Coast	7	1	0	1	630	372	169.35	28
Wembley	7	1	0	1	576	484	119.01	28
Bassendean	5	2	1	1	516	519	99.42	22
Wanneroo	5	3	0	1	512	441	116.1	20
Whitford	4	4	0	1	493	455	108.35	16
Swan Athletic	3	5	0	1	365	422	86.49	12
Bull Creek Leeming	2	5	1	1	372	538	69.14	10
Ballajura	1	7	0	1	451	542	83.21	4
Mt Lawley	1	7	0	1	406	548	74.09	4

C1	W	L	D	B	For	Agst	%	PTS
Ocean Ridge	8	1	0	0	690	380	181.58	32
Melville	8	1	0	0	744	430	173.02	32
Thornlie	6	3	0	0	627	496	126.41	24
Canning Vale	5	4	0	0	607	600	101.17	20
Willetton	4	5	0	0	563	516	109.11	16
Warnbro Swans	4	5	0	0	478	566	84.45	16
Kalamunda	3	6	0	0	488	586	83.28	12
Quinns District	3	6	0	0	506	635	79.69	12
Carlisle	3	6	0	0	472	630	74.92	12
Gosnells	1	8	0	0	409	745	54.9	4

C2	W	L	D	B	For	Agst	%	PTS
Jandakot	7	2	0	0	777	460	168.91	28
Snesa	7	2	0	0	684	551	124.14	28
High Wycombe	7	2	0	0	578	514	112.45	28
Kwinana	6	3	0	0	674	536	125.75	24
Hamersley Carine	5	4	0	0	702	466	150.64	20
Swan Valley	5	4	0	0	800	581	137.69	20
Coolbinia	4	5	0	0	602	539	111.69	16
Dianella Morley	3	6	0	0	538	824	65.29	12
Kenwick	1	8	0	0	488	707	69.02	4
Nollamara	0	9	0	0	417	1082	38.54	0

B RESERVE	W	L	D	B	For	Agst	%	PTS
West Coast	8	0	0	1	658	222	296.4	32
Wembley	7	1	0	1	510	206	247.57	28
Whitford	5	3	0	1	478	267	179.03	20
Mt Lawley	5	3	0	1	490	386	126.94	20
Wanneroo	3	5	0	1	388	425	91.29	12
Swan Athletic	3	5	0	1	300	368	81.52	12
Bassendean	3	5	0	1	323	423	76.36	12
Bull Creek Leeming	2	6	0	1	208	493	42.19	8
Ballajura	0	8	0	1	141	706	19.97	0

C1 RESERVE	W	L	D	B	For	Agst	%	PTS
Ocean Ridge	7	2	0	0	523	220	237.73	28
Melville	7	2	0	0	638	348	183.33	28
Carlisle	7	2	0	0	570	334	170.66	28
Canning Vale	7	2	0	0	505	348	145.11	28
Willetton	5	4	0	0	555	391	141.94	20
Gosnells	5	4	0	0	483	548	88.14	20
Thornlie	4	5	0	0	313	395	79.24	16
Quinns District	2	7	0	0	387	556	69.6	8
Kalamunda	1	8	0	0	225	590	38.14	4
Warnbro	0	9	0	0	214	683	31.33	0

C2 RESERVE	W	L	D	B	For	Agst	%	PTS
Hamersley Carine	8	1	0	0	712	112	635.71	32
Snesa	8	1	0	0	647	250	258.8	32
High Wycombe	7	2	0	0	672	292	230.14	28
Jandakot	6	3	0	0	550	363	151.52	24
Coolbinia	5	4	0	0	474	428	110.75	20
Swan Valley	4	5	0	0	566	387	146.25	16
Kwinana	3	6	0	0	513	527	97.34	12
Kenwick	2	7	0	0	327	483	67.7	8
Dianella Morley	2	7	0	0	271	671	40.39	8
Nollamara	0	9	0	0	57	1276	4.47	0

C3	W	L	D	B	For	Agst	%	PTS
Ellenbrook	8	0	0	1	666	341	195.31	32
Belmont Districts	7	1	0	1	789	373	211.53	28
Mosman Park	5	3	0	1	620	360	172.22	20
Canning South Perth	5	3	0	1	534	462	115.58	20
Cobras	4	4	0	1	531	488	108.81	16
Cockburn Lakes	3	5	0	1	416	489	85.07	12
Cottesloe	2	6	0	1	467	577	80.94	8
Brentwood Booragoon	2	6	0	1	330	644	51.24	8
Stirling	0	8	0	1	261	880	29.66	0

C4	W	L	D	B	For	Agst	%	PTS
Forrestdale	8	0	0	1	920	352	261.36	32
Piara Waters	7	1	0	1	909	311	292.28	28
Rossmoyne	6	2	0	1	564	345	163.48	24
Roleystone	5	3	0	1	580	389	149.1	20
Noranda	4	4	0	1	453	536	84.51	16
Bayswater	3	5	0	1	529	725	72.97	12
Osborne Park	2	6	0	1	348	623	55.86	8
Manning	1	7	0	1	446	600	74.33	4
North Beach	0	8	0	1	236	1104	21.38	0

C5	W	L	D	B	FOR	AGST	%	PTS
University	8	0	0	1	724	193	375.13	32
North Fremantle	6	2	0	1	384	243	158.02	24
North Beach	6	2	0	1	477	360	132.5	24
Fremantle C.B.C	5	3	0	1	424	280	151.43	20
Curtin Uni Wesley	4	4	0	1	412	352	117.05	16
Trinity Aquinas	3	5	0	1	350	395	88.61	12
Armadale	3	5	0	1	281	567	49.56	12
Mt Lawley	1	7	0	1	272	535	50.84	4
Whitford	0	8	0	1	241	640	37.66	0

C3 RESERVE	W	L	D	B	For	Agst	%	PTS
Ellenbrook	7	1	0	1	558	316	176.58	28
Cottesloe	6	2	0	1	428	253	169.17	24
Mosman Park	6	2	0	1	368	302	121.85	24
Brentwood Booragoon	5	3	0	1	487	431	112.99	20
Cobras	4	4	0	1	455	321	141.74	16
Belmont Districts	3	5	0	1	387	451	85.81	12
Canning South Perth	3	5	0	1	286	382	74.87	12
Cockburn Lakes	2	6	0	1	344	483	71.22	8
Stirling	0	8	0	1	218	592	36.82	0

C4 RESERVE	W	L	D	B	For	Agst	%	PTS
Piara Waters	7	0	1	1	719	228	315.35	30
Noranda	7	0	1	1	616	203	303.45	30
Forrestdale	5	3	0	1	637	363	175.48	20
Rossmoyne	5	3	0	1	401	401	100	20
Osborne Park	4	4	0	1	383	320	119.69	16
Manning	4	4	0	1	375	436	86.01	16
Roleystone	2	6	0	1	313	442	70.81	8
North Beach	1	7	0	1	230	650	35.38	4
Bayswater	0	8	0	1	184	815	22.58	0

C5 RESERVE	W	L	D	B	FOR	AGST	%	PTS
Curtin Uni Wesley	8	0	0	1	707	140	505	32
University	7	1	0	1	710	119	596.64	28
North Beach	6	2	0	1	886	140	632.86	24
Trinity Aquinas	5	3	0	1	351	453	77.48	20
North Fremantle	4	4	0	1	312	507	61.54	16
Fremantle C.B.C	2	6	0	1	289	329	87.84	8
Mt Lawley	2	6	0	1	376	531	70.81	8
Whitford	2	6	0	1	314	640	49.06	8
Armadale	0	8	0	1	60	1146	5.24	0

LADDERS

E1	W	L	D	B	For	Agst	%	PTS
Secret Harbour	9	0	0	0	956	180	531.11	36
Coolbellup	7	1	1	0	594	444	133.78	30
Forrestfield	6	2	1	0	586	403	145.41	26
Maddington	6	3	0	0	478	309	154.69	24
West Coast	5	4	0	0	427	423	100.95	20
Ecu Jets	4	5	0	0	353	477	74	16
Kingsley	3	6	0	0	376	503	74.75	12
Bull Creek Leeming	3	6	0	0	285	527	54.08	12
Scarborough	1	8	0	0	306	654	46.79	4
Wanneroo	0	9	0	0	245	686	35.71	0

DBC	W	L	D	B	For	Agst	%	PTS
Wanneroo	8	1	0	0	550	181	303.87	32
Swan Athletic	8	1	0	0	610	273	223.44	32
West Coast	7	2	0	0	610	305	200	28
Whitford	6	3	0	0	516	347	148.7	24
Mt Lawley	6	3	0	0	513	346	148.27	24
Wembley	4	5	0	0	377	482	78.22	16
Bassendean	3	6	0	0	470	454	103.52	12
Bull Creek Leeming	2	7	0	0	373	625	59.68	8
Ballajura	1	8	0	0	333	642	51.87	4
Ellenbrook	0	9	0	0	143	840	17.02	0

LKC	W	L	D	B	For	Agst	%	PTS
Secret Harbour	7	1	0	1	646	168	384.52	28
Jandakot	7	1	0	1	610	272	224.26	28
Kwinana	6	2	0	1	579	306	189.22	24
Hamersley Carine	4	4	0	1	383	338	113.31	16
Forrestdale	4	4	0	1	402	460	87.39	16
Mosman Park	4	4	0	1	431	521	82.73	16
Cobras	2	6	0	1	333	476	69.96	8
North Mandurah	2	6	0	1	234	698	33.52	8
Cockburn Lakes	0	8	0	1	286	665	43.01	0

INTEGRATED	W	L	D	B	For	Agst	%	PTS
Coolbinia	9	0	0	0	687	328	209.45	36
High Wycombe	8	1	0	0	608	272	223.53	32
Willetton	7	2	0	0	605	366	165.3	28
Kingsway	6	3	0	0	478	343	139.36	24
Fremantle CBC Green	4	5	0	0	313	376	83.24	16
Warnbro Swans	4	5	0	0	292	407	71.74	16
Mandurah Mustangs	3	6	0	0	384	501	76.65	12
Fremantle CBC Gold	3	6	0	0	243	438	55.48	12
North Beach	1	8	0	0	290	465	62.37	4
Wembley	0	9	0	0	281	685	41.02	0

IDC	W	L	D	B	For	Agst	%	PTS
Willetton	8	1	0	0	630	342	184.21	32
Kalamunda	7	2	0	0	691	283	244.17	28
Winnacott	7	2	0	0	686	337	203.56	28
Carlisle	6	3	0	0	464	353	131.44	24
Brentwood Booragoon	4	4	1	0	567	477	118.87	18
Thornlie	4	5	0	0	506	488	103.69	16
Quinns District	4	5	0	0	408	426	95.77	16
Canning Vale	3	5	1	0	514	435	118.16	14
Melville	1	8	0	0	160	891	17.96	4
Warnbro	0	9	0	0	230	824	27.91	0

BJC	W	L	D	B	FOR	AGST	%	PTS
Curtin Uni Wesley	8	0	0	1	555	227	244.49	32
North Beach	7	1	0	1	679	157	432.48	28
Collegians	6	2	0	1	438	255	171.76	24
Swan Athletic	4	4	0	1	409	300	136.33	16
Trinity Aquinas	4	4	0	1	329	307	107.17	16
University	3	5	0	1	382	353	108.22	12
Fremantle C.B.C.	3	5	0	1	328	427	76.81	12
North Fremantle	1	7	0	1	204	607	33.61	4
Kingsway	0	8	0	1	159	850	18.71	0

LADDERS - Grand Finals 5/09/2020

WOMEN'S A	P	W	L	D	For	Agst	%	PTS
Curtin Uni Wesley	7	7	0	0	356	59	603.39	28
Warnbro Swans	7	6	1	0	330	62	532.26	24
West Coast	7	5	2	0	324	127	255.12	20
University	7	4	3	0	209	130	160.77	16
North Beach	7	3	4	0	173	157	110.19	12
Rossmoyne	7	2	5	0	83	310	26.77	8
Nollamara	7	1	6	0	78	357	21.85	4
Winnacott	7	0	7	0	64	415	15.42	0

WOMEN'S C1	P	W	L	D	For	Agst	%	PTS
Kingsley	6	6	0	0	391	30	1303.33	24
Kenwick Angels	6	5	1	0	227	75	302.67	20
Ecu Jets	6	3	3	0	143	114	125.44	12
Kwinana	6	3	3	0	93	156	59.62	12
Swan Valley	6	2	4	0	105	191	54.97	8
High Wycombe	6	2	4	0	74	178	41.57	8
Jandakot	6	0	6	0	32	321	9.97	0

WOMEN'S C3	P	W	L	D	For	Agst	%	PTS
Hills Rangers	6	6	0	0	313	22	1422.73	24
Curtin Uni Wesley	6	5	1	0	141	81	174.07	20
West Coast	6	4	2	0	137	54	253.7	16
Warnbro Swans	6	3	3	0	107	123	86.99	12
Wanneroo	6	2	4	0	112	114	98.25	8
University	6	1	5	0	81	107	75.7	4
North Beach	6	0	6	0	26	416	6.25	0

E3	P	W	L	D	For	Agst	%	PTS
Curtin Uni Wesley	7	7	0	0	636	222	286.49	28
Bassendean	7	6	1	0	565	212	266.51	24
Hammersley Carine	7	4	3	0	495	288	171.88	16
Kingsway	7	4	3	0	381	360	105.83	16
Coolbinia	7	3	4	0	367	385	95.32	12
Willetton	7	3	4	0	309	548	56.39	12
Carlisle	7	1	6	0	230	471	48.83	4
Quinns District	7	0	7	0	140	637	21.98	0

WOMEN'S B	P	W	L	D	For	Agst	%	PTS
Quinns District	7	7	0	0	289	88	328.41	28
Piara Waters	7	5	2	0	469	128	366.41	20
Cockburn Lakes	7	5	2	0	320	122	262.3	20
Cottesloe	7	4	3	0	273	199	137.19	16
Bayswater	7	4	3	0	215	180	119.44	16
East Perth	7	2	5	0	238	184	129.35	8
Forrestdale	7	1	6	0	154	391	39.39	4
Gosnells	7	0	7	0	4	670	0.6	0

WOMEN'S C2	P	W	L	D	For	Agst	%	PTS
Swan Athletic	6	6	0	0	257	50	514	24
Collegians	6	5	1	0	215	145	148.28	20
Willetton	6	3	3	0	163	92	177.17	12
Canning Vale	6	3	3	0	216	124	174.19	12
Canning Tigers	6	3	3	0	120	131	91.6	12
Kalamunda	6	1	5	0	118	145	81.38	4
Ocean Ridge	6	0	6	0	20	422	4.74	0


E2	P	W	L	D	For	Agst	%	PTS
Wembley	7	6	1	0	587	187	313.9	24
Yanchep	7	6	1	0	493	261	188.89	24
Collegians	7	5	2	0	461	220	209.55	20
Lynwood Ferndale	7	5	2	0	460	282	163.12	20
Melville	7	2	5	0	279	370	75.41	8
Ocean Ridge	7	2	5	0	224	407	55.04	8
Winnacott	7	1	6	0	213	547	38.94	4
Carlisle	7	1	6	0	197	640	30.78	4

E4	P	W	L	D	For	Agst	%	PTS
Kalamunda	7	7	0	0	769	141	545.39	28
Gosnells	7	6	1	0	641	163	393.25	24
Piara Waters	7	4	3	0	469	414	113.29	16
Jandakot	7	4	3	0	359	342	104.97	16
Ellenbrook	7	3	4	0	402	336	119.64	12
Snesa	7	2	5	0	284	356	79.78	8
Cobras	7	2	5	0	238	622	38.26	8
Swan Valley	7	0	7	0	87	875	9.94	0

BHP 

EAGLE STORIES

A SERIES OF INSPIRING STORIES



STORIES BEHIND THE FOOTBALL

WATCH ONLINE AT [WESTCOASTEAGLES.COM.AU/EAGLESTORIES](https://www.westcoasteagles.com.au/eaglestories)



INCLUSION AND DIVERSITY PARTNER

BHP

2020 AWARD WINNERS

A GRADE

Joseph Deegan (North Beach)

A RESERVE

Tom Bowering (University)

Massimo Kirk (University)

B GRADE

Nicholas Mirco (Ballajura)

B RESERVE

Robert Beefink (Whitford)

Brad Bennet (West Coast)

C1

Taylor Ashworth (Ocean Ridge)

C1 RESERVE

Issac Temby (Melville)

C2

Graham Jetta (High Wycombe)

Anthony Nodari (Jandakot)

C2 RESERVE

Joshua Bodey (Coolbinia)

C3

Jesse Musika (Cockburn Lakes)

C3 RESERVE

Jesse Manning (Ellenbrook)

C4

Blake Collins (Forrestdale)

C4 RESERVE

Luke Davis (Piara Waters)

Aaron Wheeler (Noranda)

C5

Samuel Garstone (University)

Craig Hall (North Beach)

C5 RESERVE

Jack Steel (North Beach)

E1

Matthew Watson (Secret Harbour)

Brett Wilson (Forrestfield)

E2

Kris Golemo (Wembley)

E3

Hayden King (Bassendean)

E4

Joshua Beales (Kalamunda)

WOMEN'S A

Liusaidh Gilchrist (Curtin Uni Wesley)

WOMEN'S B

Tahleah Mulder (Piara Waters)

WOMEN'S C1

Louise Knitter (High Wycombe)

Matilda Bennett (Kingsley)

WOMEN'S C2

Madeleine Ratcliffe (Collegians)

WOMEN'S C3

Kayla Augustynek (Hills Rangers)

PHIL SCOTT COLTS

James Carrigg (Collegians)

DREW BANFIELD COLTS

Jaime Forsyth (West Coast)

IAN DARGIE COLTS

Layton Bourne (Willetton)

LAURIE KEENE COLTS

Tyson Headland (Kwinana)

BRETT JONES COLTS

James Mavrick (Swan Athletic)

LEADING GOAL KICKERS

A GRADE - 27 Goals

Jack Perham (North Fremantle)

Scott Worthington (Scarborough)

B GRADE - 23 Goals

Daniel Reid (Wembley)

WOMEN'S A GRADE - 16 Goals

Clair Edwards (Curtin Uni Wesley)

2020 SEASON SNAPSHOT
HOME AND AWAY SEASON

1058 Games

3 Drawn Matches

18 Undefeated Teams

39 matches decided by 1 point

52% of matches won by the home team

33.17 - Highest Score in a match
(Round 8 C4 Piara Waters)



MIDWAY FORD

RANGER XLT 3.2L 4X4 AUTO
2020



\$56490

DRIVE AWAY

UP TO
**3 YEARS'
FREE
SCHEDULED
SERVICING***

326 Great Eastern Highway Midland 6056  Go Further
9274 4444 midwayford.com.au info@midwayford.com.au

GRAND FINAL RESULTS

Saturday 5 September

WOMEN'S A GRADE

Curtin Uni Wesley 4.5 (29)
Warnbro Swans 3.2 (20)
BOG: L Gilchrist (Curtin Uni Wesley)

WOMEN'S B GRADE

Piara Waters 4.4 (28)
Quinns Districts 2.3 (15)
BOG: S Mostert (Piara Waters)

WOMEN'S C1

Kingsley 5.8 (38)
Kenwick 1.1 (7)
BOG: T Reidy-Crofts (Kingsley)

WOMEN'S C2

Swan Athletic 4.3 (27)
Willetton 3.3 (21)
BOG: T Pescud (Swan Athletic)

WOMEN'S C3

West Coast 2.3 (15)
Hills Rangers 1.2 (8)
BOG: K Augustynek (Hills Rangers)

E2

Collegians 3.13 (31)
Wembley 3.3 (21)
BOG: T Powell (Collegians)

E3

Bassendean 10.4 (64)
Curtin Uni Wesley 9.2 (56)
BOG: W Smith (Bassendean)

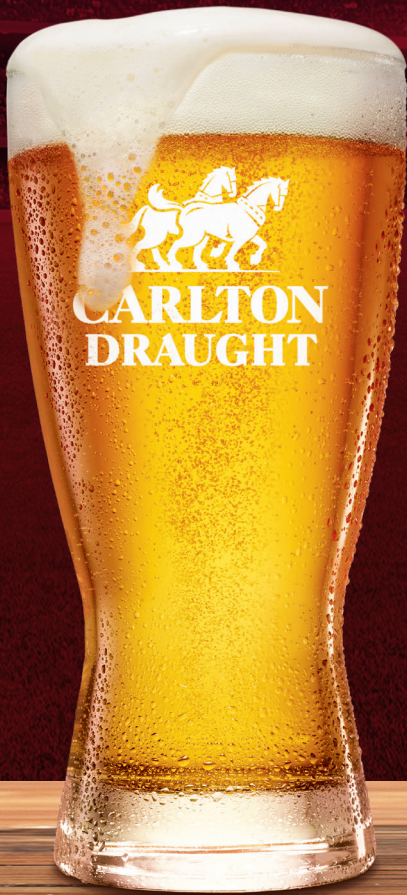
E4

Gosnells 7.2 (44)
Kalamunda 5.11 (41)
BOG: M Nelson (Gosnells)



CARLTON DRAUGHT

Brewery Fresh



**PROUD TO
SUPPORT
THE PERTH
FOOTBALL
LEAGUE**

18+

FOR PEOPLE OVER
THE AGE OF 18 ONLY

OFFICIAL BEER OF THE 

 **PERTH FOOTBALL
LEAGUE**

2020 SKILL HIRE GRAND FINALS SATURDAY 5 SEPTEMBER



2020

 SKILLHIRE

FINALS SERIES


PERTH FOOTBALL
LEAGUE

MEN'S: E2, E3, E4 | WOMEN'S: A, B, C1, C2, C3



Don't Stop Hitting Goals.

Further your career with Skill Hire.



Training & Career Development

Your stepping stone to getting into the construction industry.



Job Opportunities

Find your dream job with our recruitment team.



Staffing Solutions

Unlock the true potential of your business with our staff and training solutions.



Visit www.skillhire.com.au to find out more

WELCOME FROM THE PRESIDENT

On behalf of the Board and sixty-nine clubs who comprise the Perth Football League, I would like to welcome you to today's Grand Finals as part of the Skill Hire Finals Series.

2020 has been a very challenging and uncertain year. With the scheduled season being postponed due to COVID-19 there were doubts that we would be able to have a season at all. That we find ourselves here now, playing for the ultimate prizes in our League for another year is testament to the incredible dedication and passion of all our players, umpires, volunteers and club officials, staff and unsung heroes such as all our local government partners who have helped get this season off the ground.

I would like to particularly thank and acknowledge all our members clubs who were very patient during this time and managed to keep their players engaged to ensure that a season could go ahead once we were permitted. It is thanks to their hard work that, despite the interruption of COVID-19, the Perth Football League saw a record number of 261 teams and 8,500 players take the field in the shortened season.

Thank you to our sponsors for their terrific support that we continue to receive from the West Australian Football Commission and corporate partners Carlton and United Brewers, Midway Ford, Life Without Barriers, West Coast Eagles, Burley, Blackchrome, Australian Physiotherapy Equipment and Skill Hire — who sponsor our finals series.

Congratulations to all our teams today and we look forward to seeing you on football fields across the entire Perth metropolitan area for our centenary celebrations in 2021.



Acknowledgement of Country

The Perth Football League is honoured to play on the ancestral lands of the Whadjuk Noongar people. The League acknowledges the First Australians as the traditional owners of the lands and pays respects to their Elders both past and present.

WOMEN'S A GRADE
 WYONG RESERVE 3.00PM
 CURTIN UNI WESLEY V
 WARNBRO SWANS



- | | |
|-----------------|--------------------|
| 1 Armstrong E | 1 Byrne A |
| 2 Reading J | 2 Avery T |
| 3 Goodman M | 3 Tovey Z |
| 4 Durk P | 4 Fall R |
| 5 Guy K | 5 Silk M |
| 6 Hurrelbrink K | 6 Wallace B |
| 7 Fage E | 7 Verdouw A |
| 8 Foster C | 8 Mullane S |
| 9 Borrill A | 9 Rostron B |
| 10 Gilchrist L | 10 Smogavec A |
| 11 Fage C | 11 Brown K |
| 12 Hoy K | 12 Rudler K |
| 13 Tompkins R | 13 Crowther C |
| 14 Southam R | 14 McCann S |
| 15 Beven J | 15 Spencer C |
| 16 Fraser K | 16 Webb A |
| 17 Miller E | 17 Edwards J |
| 18 Linto M | 18 Watson K (Capt) |
| 19 Barker J | 20 Hereripene W |
| 20 Sadler J | 21 McIntyre N |
| 21 Schorer D | 23 Beaumont H |
| 22 Roocke C | 24 Guariglia T |
| 23 Whitelaw T | 25 Merrill T |
| 24 Fiedler E | 26 McLaughlin S |
| 25 Edwards C | 27 Ward D |
| 26 Ratnakele R | 28 Tallnash-Pitt R |
| 27 Spanghero Z | |
| 28 Newton K | |

COACH
 Martin Edmunds

COACH
 Jan Crawford

1st	2nd	3rd	4th	1st	2nd	3rd	4th

WOMEN'S B GRADE
 WYONG RESERVE 1.00PM
 PIARA WATERS V
 QUINNS DISTRICT



- | | |
|----------------------|---------------------|
| 1 Carder R | 1 Dwyer J |
| 2 White E | 2 Lloyd-Deely R |
| 3 Norcliffe M | 3 Matthews R (Capt) |
| 4 Green K | 4 Piercey L |
| 5 Wielstra M | 5 Smith-Weaver S |
| 6 Leinasars K | 6 Stefanetti K |
| 7 Nelson-White S | 7 Voogd S |
| 8 Shepherd G | 8 Whitaker B |
| 9 Morris J | 9 King J |
| 10 White S | 10 Jarvis J |
| 11 Elward A | 11 Eliza T |
| 12 McCormick T | 12 May E |
| 13 Sams C | 13 Goddard E |
| 14 Adams L | 14 Buttler L |
| 15 Mulder T | 15 Jessop T |
| 16 Mostert S | 16 Stepanetti S |
| 17 Lind E | 17 Fowler J |
| 18 Morrison S (Capt) | 18 Wynne S |
| 19 Westerman C | 19 Wynne R |
| 20 Tilbury K | 20 Richardson B |
| 21 Eikelboom C | 21 Wrafter A |
| 22 Monck C | 22 Woodman J |
| 23 Bruce L | 23 Tippett T |
| 24 McAuliffe J | 24 Mogridge T |
| 25 Yearwood O | 25 Jessett C |
| 26 Coe T | |
| 27 Dixey T | |
| 28 Bowman K | |

COACH
 Andy Leinasars

COACH
 Ian Lee

Team Lists Supplied by the Clubs

Quinns Districts didn't have jumper numbers & were happy to have players listed 1-25

WOMEN'S C3

WYONG RESERVE 11.00AM

HILLS RANGERS V WEST COAST



1 Parker C	23 James A
2 Fruhwirth C	30 Davidson M
3 Lawrence J	31 Low E
4 Rangitaawa J	34 Giumelli M
5 Fitall R	36 Hoffmann C
6 Skilling P	37 James P
7 Vance V	38 Barbato A
8 Hirst J	39 Brick M
9 Brown K	40 Schmidt T
10 Dhue S	42 Clark E
11 Allen C	43 O'Reilly A
12 Augustynek K	44 Winchcombe C
14 King J	45 Main S
15 Suckling A	46 Mitchell J
16 Champ M	47 Quinlivan K
17 Bell-Bedlow C	48 Burnage J
18 Joyce V	49 Goldie M
20 Pugh K	50 Crear J
21 Briggs K	51 Knox J
22 Larsen K	52 Nash K
24 Burcheall A	53 Dawn H
25 Scade K	54 Thorpe L
26 Ryan R	55 Woods E
27 Pitchers M	
28 Morisey N	
30 Fulcher M	
31 Lawrence R	
32 Lawrence J	

COACH

Darren Rullo

COACH

Gemma Francis

1st	2nd	3rd	4th

LAST TIME THEY MET

WOMEN'S A

Round 1	
Curtin Uni Wesley	2.6 (18)
Warnbro Swans	1.1 (7)

2nd Semi Final	
Curtin Uni Wesley	3.3 (21)
Warnbro Swans	1.2 (8)

WOMEN'S B

Round 1	
Quinns District	6.6 (42)
Piara Waters	3.3 (21)

2nd Semi Final	
Quinns District	3.3 (21)
Piara Waters	4.6 (30)

WOMEN'S C1

Round 5	
Kingsley	6.7 (43)
Kenwick Angels	2.1 (13)

2nd Semi Final	
Kingsley	6.8 (44)
Kenwick Angels	1.1 (7)

WOMEN'S C2

Round 5	
Willetton	1.2 (8)
Swan Athletic	2.3 (15)

WOMEN'S C3

Round 5	
West Coast	2.1 (13)
Hills Rangers	3.5 (23)



MEDAL 100
100 YEARS OF AUSTRALIAN FOOTBALL LEAGUE
PRESENTATION
2020

7.00pm

Wed 16 Sept

*Live Streamed
Online Event*



Follow: @perthfooty

Fairest & Best Winners, Leading Goal Kicker Awards,
Champion Club, Coach & Administrator of the Year

WOMEN'S C1

GOSNELLS OVAL 2.00PM
KINGSLEY V KENWICK



- | | |
|-------------------|---------------------|
| 1 De Caro K | 2 Wright S |
| 2 Reidy-Crofts T | 5 Rhodes S |
| 3 Andrich E | 6 Boyd M |
| 4 Kestel Z | 7 Squiers K |
| 8 Fashho K | 8 Wenban A |
| 9 Van Rooyen E | 9 Ashworth L |
| 10 Coppola S | 10 Flood-Holmberg R |
| 11 Wilson B | 12 Freeman L |
| 12 Wright E | 13 Wallace J |
| 13 Horsham T | 15 Marsden-Youll A |
| 14 Smith H | 16 Bowman C |
| 15 Wilson-Cross P | 17 Martin G |
| 16 Bailey G | 18 Lipscombe D |
| 17 McPhail J | 19 Murphy B |
| 18 Hughes T | 20 Harding I |
| 19 De Bari S | 21 Trainor T |
| 20 Stockley J | 22 Bradford LK |
| 21 Bradley S | 23 Young J |
| 23 Barnett R | 27 Shanks M |
| 24 Zipfel B | 29 Smith C |
| 25 Couldridge R | 33 Buxton R |
| 26 Wai S | |
| 27 McKenzie E | |
| 29 Nesbitt C | |
| 33 Sutton C | |
| 41 Stevenson A | |
| 91 Bennett M | |

COACH

Carly Sutton

COACH

Christopher Donnelly

WOMEN'S C2

GOSNELLS OVAL 12.00PM
SWAN ATHLETIC V WILLETTON



- | | |
|--------------------|-------------------|
| 1 Broomhall M | 1 Ditchburn S |
| 2 Flavel J | 2 Manning R |
| 3 Hiscock A | 3 Dwyer-Long T |
| 4 Bol R (Capt) | 4 Briggs M |
| 5 Oldfield G | 5 McConney N |
| 6 Sabetta R | 6 Pratley J |
| 7 Pescud T | 7 Hunter A |
| 8 Kenyon R | 8 Wynen-Gaugg J |
| 9 Dadaliaris A | 9 Shaw G |
| 10 Flait O | 10 Demeur C |
| 11 Clements O | 11 Kennedy E |
| 12 Bol A | 12 Jorgensen C |
| 14 Longley R | 13 Cramer M |
| 15 Annakin C | 14 Schneider A |
| 17 Parkhill T | 16 Bech C |
| 18 Tawhiti T | 17 Legge A |
| 19 Jones K | 18 Maddams K |
| 21 Reed T | 19 Richards L |
| 22 Byrne A | 21 Farris-White S |
| 25 Vidovich C | 22 Gibson K |
| 26 Hilmarsdottir M | 25 Lynn A |
| 27 Antunovich M | 26 Ryan M |
| 28 Barnes M (VC) | 29 Laybourne B |
| 29 Antunovich S | 30 Jenyns M |
| 30 Ryder R | |
| 31 Clinch-Miller S | |
| 32 Austin K | |

COACH

Sam Cavicchio

COACH

Glenn Hunter

1st	2nd	3rd	4th	1st	2nd	3rd	4th

Team Lists Supplied by the Clubs

E2

RICHARD GUELFY RESERVE 11.00AM

WEMBLEY V COLLEGIANS



COLLEGIANS AFC

- | | |
|--------------------|--------------------|
| 1 Smith C | 1 Woods J |
| 2 Riseley J | 2 Allen J |
| 3 Bates H | 3 Bertram J |
| 4 Pearman D | 4 Kerr B |
| 6 Lawrence S | 5 Sheridan J |
| 7 Doney J | 6 Rowsthorn H |
| 8 Pendlebury B | 7 Richmond G |
| 9 Viney J | 8 Benetti L (Capt) |
| 10 Wray A | 9 Potter A |
| 11 Kinneen T | 10 Dobney S |
| 12 Glass R | 11 Sloane B |
| 13 Osborne M | 12 McCallum S |
| 15 Osborne C | 13 Kelly N |
| 16 Harvie M (Capt) | 14 Powell T |
| 18 Bischof B | 15 Wight D |
| 19 McAlpine C | 16 Cormack D |
| 20 Kinneen W | 17 Walker J |
| 22 Practz J | 18 Mann J |
| 23 Melling R | 19 Barnden J |
| 24 Cowan J | 20 Speer J |
| 25 Golemo K | 21 Webster B |
| 26 Figg R | 22 Perman N |
| 27 Blackmore C | 23 Verboon D |
| 28 Drew J | 24 Norrish B |
| 33 Zulberti A | 25 Prior T |
| | 26 Thornett R |
| | 27 Lowther M |
| | 28 Lesslie A |

COACH
Jacob Viney

COACH
Davis Verboon

1st	2nd	3rd	4th

E3

RICHARD GUELFY RESERVE 1.00PM

CURTIN UNI WESLEY
V BASSENDEAN



- | | |
|----------------|-----------------|
| 2 Harte R | 1 Daehn J |
| 3 Abrahams N | 2 Gregory N |
| 5 Fotedar A | 3 Beach N |
| 6 Peters M | 4 Shanks D |
| 7 Christidis P | 5 Hill J |
| 8 Sweeney D | 6 Cottrell J |
| 9 Withers S | 7 May (Jnr) G |
| 10 Philis D | 8 Sebo C |
| 11 Glass C | 9 Pilbeam J |
| 12 Barnsley M | 10 King H |
| 13 John D | 11 Thresher J |
| 14 Butler P | 12 Garner K |
| 15 Pinci J | 13 Holmes B |
| 16 Lloyd D | 14 Sigler M |
| 18 Waldeck R | 15 Dazkowskyj J |
| 19 Jones S | 16 Collins A |
| 20 Muzzin J | 17 Smith W |
| 21 Brown A | 18 Doody B |
| 22 Moir S | 19 Riley B |
| 24 Amphlett Z | 20 Pillay D |
| 25 Kozma G | 21 Fabre A |
| 26 Giltrow K | 22 Kipping M |
| 27 Timms B | 24 Kickett A |
| 37 Jupp R | 25 Bird K |
| 38 Hobbs S | 26 Day J |
| | 27 Hill N |
| | 28 Hird N |

COACH
Kurtis Giltrow

COACH
Craig Ball

1st	2nd	3rd	4th

E4

RICHARD GUELFY RESERVE 3.00PM

KALAMUNDA V GOSNELLS



- | | |
|------------------|--------------------|
| 1 Mann A | 1 Gould A |
| 2 Mercer M | 2 Carlino S |
| 3 Frawley C | 3 Pescod J |
| 4 Brescacin J | 4 Phillis B |
| 5 Simpson J | 5 Taylor K |
| 6 Edwards D | 6 Hibbitt-Murray T |
| 8 Kelmar C | 7 Lutter B |
| 9 Beales J | 8 Fuller R |
| 10 Mcconachy K | 9 Wood K |
| 11 Bowness B | 10 Pescod A |
| 12 Poletti T | 11 Kickett F |
| 13 Adjuk K | 12 Nelson M |
| 14 Reilly L | 13 Kessell C |
| 15 Knight R | 14 Bubrzycki J |
| 16 Moffitt W | 15 Reid N |
| 17 Bongiovanni S | 16 Phillis J |
| 18 Reynolds T | 17 Marsden R |
| 19 Armstrong J | 18 Mavric T |
| 20 Scroop N | 19 Endersby B |
| 21 Trevaskis B | 20 Gould J |
| 22 Farrow R | 21 Goodhew W |
| 23 Dangerfield K | 22 Ginn J |
| 24 Barrett B | 23 Handgraaf M |
| 25 Haight A | 24 Adamson J |
| 26 Sorbara R | 25 Chapman J |
| 27 Rakich J | 26 Price A |
| | 27 Spicer S |
| | 28 Cohen M |

COACH

Michael Valentine

COACH

Steven Davis

1st	2nd	3rd	4th

LAST TIME THEY MET

E2

- Round 7
 Collegians 6.10 (46)
 Wembley 7.6 (48)

E3

- Round 6
 Curtin Uni Wesley 11.6 (72)
 Bassendean 7.10 (52)
- 2nd Semi Final
 Curtin Uni Wesley 10.7 (67)
 Bassendean 5.4 (34)

E4

- Round 3
 Kalamunda 7.12 (54)
 Gosnells 3.3 (21)
- 2nd Semi Final
 Kalamunda 10.7 (67)
 Gosnells 4.5 (29)



MIDWAY FORD

RANGER XLT 3.2L 4X4 AUTO
2020

\$56490

DRIVE AWAY



UP TO
3 YEARS'
FREE
SCHEDULED
SERVICING*

326 Great Eastern Highway Midland 6056



Go Further

9274 4444

midwayford.com.au

info@midwayford.com.au

LADDERS

WOMEN'S A	P	W	L	D	For	Agst	%	PTS
Curtin Uni Wesley	7	7	0	0	356	59	603.39	28
Warnbro Swans	7	6	1	0	330	62	532.26	24
West Coast	7	5	2	0	324	127	255.12	20
University	7	4	3	0	209	130	160.77	16
North Beach	7	3	4	0	173	157	110.19	12
Rossmoyne	7	2	5	0	83	310	26.77	8
Nollamara	7	1	6	0	78	357	21.85	4
Winnacott	7	0	7	0	64	415	15.42	0

WOMEN'S C1	P	W	L	D	For	Agst	%	PTS
Kingsley	6	6	0	0	391	30	1303.33	24
Kenwick Angels	6	5	1	0	227	75	302.67	20
Ecu Jets	6	3	3	0	143	114	125.44	12
Kwinana	6	3	3	0	93	156	59.62	12
Swan Valley	6	2	4	0	105	191	54.97	8
High Wycombe	6	2	4	0	74	178	41.57	8
Jandakot	6	0	6	0	32	321	9.97	0

WOMEN'S C3	P	W	L	D	For	Agst	%	PTS
Hills Rangers	6	6	0	0	313	22	1422.73	24
Curtin Uni Wesley	6	5	1	0	141	81	174.07	20
West Coast	6	4	2	0	137	54	253.7	16
Warnbro Swans	6	3	3	0	107	123	86.99	12
Wanneroo	6	2	4	0	112	114	98.25	8
University	6	1	5	0	81	107	75.7	4
North Beach	6	0	6	0	26	416	6.25	0

E3	P	W	L	D	For	Agst	%	PTS
Curtin Uni Wesley	7	7	0	0	636	222	286.49	28
Bassendean	7	6	1	0	565	212	266.51	24
Hamersley Carine	7	4	3	0	495	288	171.88	16
Kingsway	7	4	3	0	381	360	105.83	16
Coolbinia	7	3	4	0	367	385	95.32	12
Willetton	7	3	4	0	309	548	56.39	12
Carlisle	7	1	6	0	230	471	48.83	4
Quinns District	7	0	7	0	140	637	21.98	0

WOMEN'S B	P	W	L	D	For	Agst	%	PTS
Quinns District	7	7	0	0	289	88	328.41	28
Piara Waters	7	5	2	0	469	128	366.41	20
Cockburn Lakes	7	5	2	0	320	122	262.3	20
Cottesloe	7	4	3	0	273	199	137.19	16
Bayswater	7	4	3	0	215	180	119.44	16
East Perth	7	2	5	0	238	184	129.35	8
Forrestdale	7	1	6	0	154	391	39.39	4
Gosnells	7	0	7	0	4	670	0.6	0

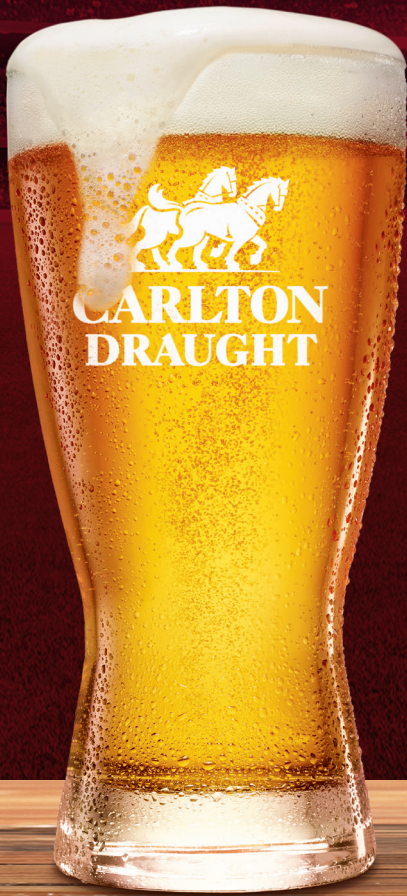
WOMEN'S C2	P	W	L	D	For	Agst	%	PTS
Swan Athletic	6	6	0	0	257	50	514	24
Collegians	6	5	1	0	215	145	148.28	20
Willetton	6	3	3	0	163	92	177.17	12
Canning Vale	6	3	3	0	216	124	174.19	12
Canning Tigers	6	3	3	0	120	131	91.6	12
Kalamunda	6	1	5	0	118	145	81.38	4
Ocean Ridge	6	0	6	0	20	422	4.74	0

E2	P	W	L	D	For	Agst	%	PTS
Wembley	7	6	1	0	587	187	313.9	24
Yanchep	7	6	1	0	493	261	188.89	24
Collegians	7	5	2	0	461	220	209.55	20
Lynwood Ferndale	7	5	2	0	460	282	163.12	20
Melville	7	2	5	0	279	370	75.41	8
Ocean Ridge	7	2	5	0	224	407	55.04	8
Winnacott	7	1	6	0	213	547	38.94	4
Carlisle	7	1	6	0	197	640	30.78	4

E4	P	W	L	D	For	Agst	%	PTS
Kalamunda	7	7	0	0	769	141	545.39	28
Gosnells	7	6	1	0	641	163	393.25	24
Piara Waters	7	4	3	0	469	414	113.29	16
Jandakot	7	4	3	0	359	342	104.97	16
Ellenbrook	7	3	4	0	402	336	119.64	12
Snesa	7	2	5	0	284	356	79.78	8
Cobras	7	2	5	0	238	622	38.26	8
Swan Valley	7	0	7	0	87	875	9.94	0

CARLTON DRAUGHT

Brewery Fresh



**PROUD TO
SUPPORT
THE PERTH
FOOTBALL
LEAGUE**

18+

FOR PEOPLE OVER
THE AGE OF 18 ONLY

OFFICIAL BEER OF THE

